

ENR THE TOP 600

Overview p. 52 // Specialties Analysis p. 52 // Profitability p. 53 // New Contracts p. 53 // Market Analysis p. 53 // Volume p. 54
BrandSafway's Floating Platforms p. 54 // Top 50 Mechanical Firms p. 56 // Top 600 Dialogue pp. 57, 64
Top 50 Electrical Firms p. 58 // Top 20 Demolition and Wrecking Firms p. 60 // Top 20 Asbestos Abatement Firms p. 60
Top 20 Sheet-Metal Firms p. 60 // Top 20 Steel Firms p. 60 // Top 20 Glazing and Curtain Wall Firms p. 61
Top 20 Painting Firms p. 61 // Top 20 Fire Protection and Sprinklers Firms p. 62 // Top 20 Wall and Ceiling Firms p. 62
Top 20 Utility Firms p. 62 // Top 20 Excavation and Foundation Firms p. 65 // Top 20 Roofing Firms p. 65 // Menard Drives Deep p. 66
Top 20 Masonry Firms p. 66 // Top 20 Concrete Firms p. 66 // Massey's Raises Its Game p. 68
How To Read the Top 600 Tables p. 68 // The ENR Top 600 Specialty Contractors List p. 69 // Where To Find the Top 600 p. 83



NUMBER 73

PHOTO BY KEITH TALLEY, COURTESY OF MMC CONTRACTORS

COLOR COORDINATED
MMC Contractors is one mechanical trade partner working on the Arthur M. Blank Hospital project for Children's Healthcare of Atlanta.

Firms Face Familiar COVID Pains

With pandemic-related bottlenecks still a mainstay in markets, firms are working smarter to solve supply chain issues By Emell Adolphus and Jonathan Keller



While many AEC firms still hear the rumbles of COVID-19-related disruptions in the construction industry, Top 600 specialty contractors are on the front lines—navigating an increasingly volatile supply chain that is smooth for some firms while stalling others with sticker shock.

A full two years into the pandemic, Top 600 firms report that their challenges are largely the same, with nuanced differences depending on industry. Increasing costs, rising risks and scarce skilled hands to keep their operations moving at peak production are top of mind for most, but firms are learning to work smarter with the resources they have to manage expectations and complete projects on time. In this year's Top 600 list, the fruits of their labor show with a rebound in reported revenue.

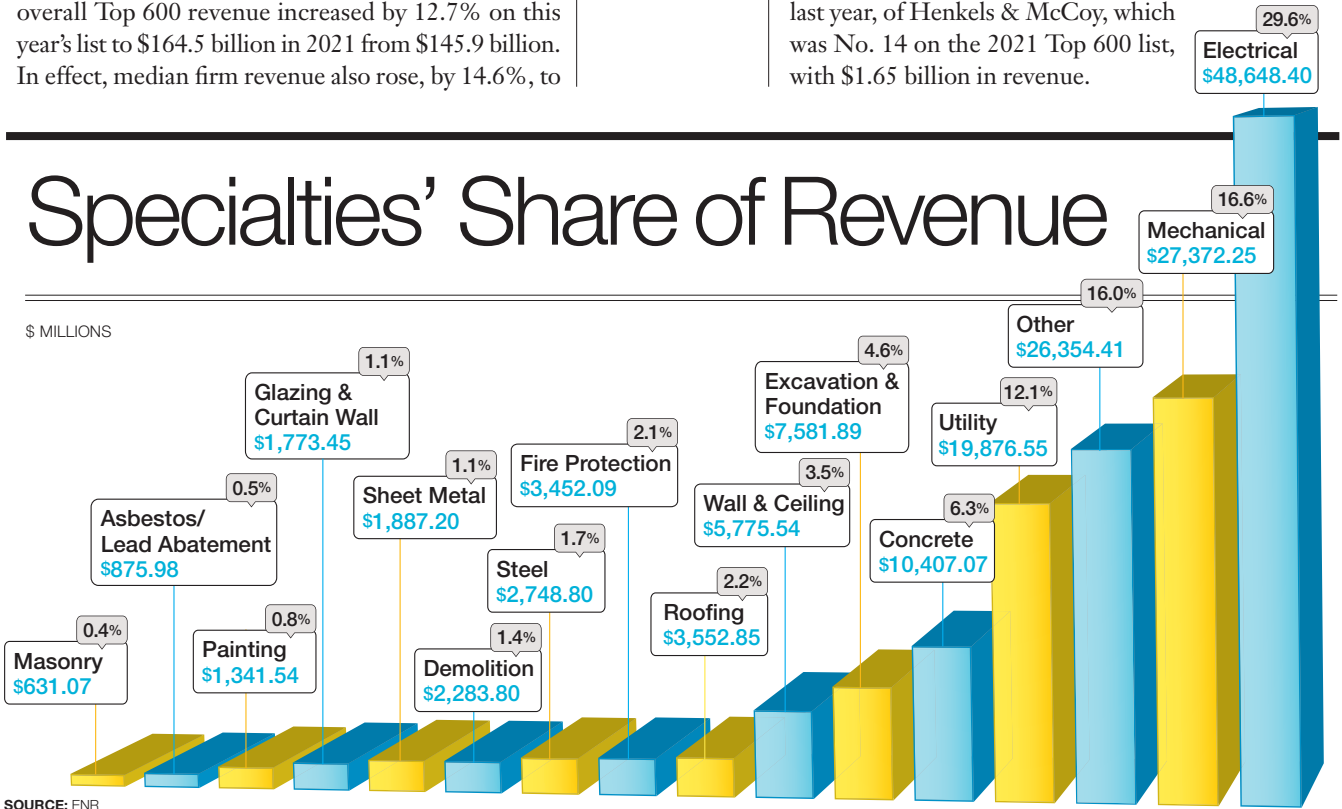
After a slump in 2020 (see bottom table on p. 54), overall Top 600 revenue increased by 12.7% on this year's list to \$164.5 billion in 2021 from \$145.9 billion. In effect, median firm revenue also rose, by 14.6%, to

\$96 million last year from \$83.74 million in 2020. Around 94.4% of reporting firms said they made a profit last year.

Of the 532 firms that filed both in 2020 and last year, 66.4% reported increased revenue. The percentage jumps to 82.3% when comparing companies ranked in this year's Top 100.

Collectively, the top 10 specialty contracting firms in 2022 added \$7.95 billion more in revenue than their 2020 filings. Ranked No. 3, MasTec reports revenue that includes its acquisition, completed last year, of Henkels & McCoy, which was No. 14 on the 2021 Top 600 list, with \$1.65 billion in revenue.

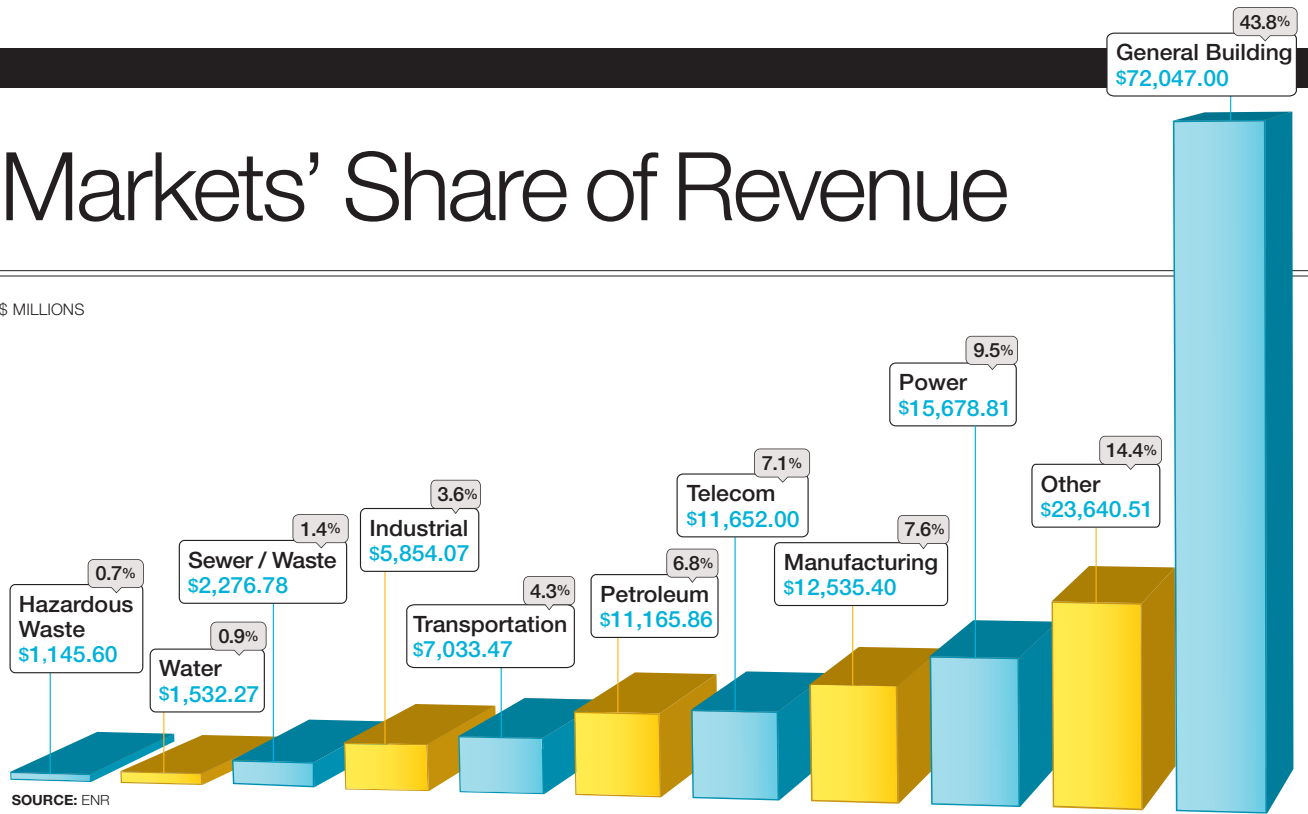
Specialties' Share of Revenue



SOURCE: ENR

Markets' Share of Revenue

\$ MILLIONS



SOURCE: ENR

Over the past 10 years, overall revenue for Top 600 firms has more than doubled, reflecting a busy and expanding construction sector that has been struggling to meet labor demand—even before the pandemic.

With the Infrastructure Investment and Jobs Act (IIJA) poised to bring an influx of federally funded projects into the industry, specialty contractors expect a continuing strain on industry resources such as labor and equipment, leading many firms to reconfigure their operations to take advantage of upcoming opportunities.

Infrastructure Impact

Although the IIJA's direct impact on specialty contractors broadly depends on the sector, "everyone in the construction industry will feel the indirect impact," says BMWC Constructors President and CEO Chris Buckman. "We all draw from the same suppliers and resource pool at some level," he explains. The firm is ranked No. 106.

For firms that handle no public sector projects, an influx of federally funded work in one market could mean less competition in other key markets.

Ruston Paving Co. is a commercial paving and site

532

Firms on the list that sent in a survey in 2021

66.4%

report that revenue rose between 2020 and 2021

31.8%

report that revenue fell between 2020 and 2021

work contractor, but not a heavy highway contractor. As IIJA funding for highway infrastructure ramps up, the firm expects heavy contractors to lessen their presence in commercial markets, says vice president Lang Butler. "This allows us to continue to service the commercial clients in our market areas," he says.

When infrastructure funds finally do reach public agencies, Top 600 firms expect the majority of funds to be tied up for several years at the design and engineering project levels before specialty contractors see an uptick in work. "With most federal works, the timeline is always a moving target and the workload could go up or be pushed back several years," says Ron Daniel, CEO of ARC Abatement.

Other firms are already seeing the early stages of preparation on projects that are earmarked for IIJA funding, such as the Denver International Airport. It is expected to receive one of the largest infusions of IIJA money at \$59.1 million, according to Jamie Hodges, executive vice president of Industrial Constructors/Managers Inc.

The firm's projects at the airport have been designed to enable future IIJA projects, explains Hodges. To prepare for the work, he says the company has been

The Top 600 Specialty Contractors' Profitability



SOURCE: ENR

Loss in profits
Gain in profits
(Measured in firms reporting)

The Top 600 Specialty Contractors' New Contracts



2021
2022
(Measured in \$ millions)

Scaffolding

BrandSafway's Floating Platforms



BrandSafway (**No. 4**) designed several multi-tiered suspended work platforms for use on the rehabilitation of the 90-year-old Granite Canyon Bridge in Monterey County, Calif. The 288-ft-long structure required a no-drill access solution that the firm says would not jeopardize the integrity of the center span or interfere with the bridge's anti-corrosion system.

involving its apprentices in its current airport projects “so they can be quickly rotated into future similar jobs as they develop.” Hodges adds, “We’re also continuing to develop relationships with equipment manufacturers so that we can quickly get to work when needed.”

With high voltage equipment and electric vehicles being a major funding priority for the IIJA, Ward Electric Co. Inc. CEO Mark Ward says the firm will be ready to handle the workload when the time comes. The firm has certified installers and is acquiring additional equipment for distribution needs. “We are always preparing and working to stay a step ahead,” he says.

With \$52 billion in semiconductor manufacturing subsidies provided by the CHIPS and Science Act to

jump-start semiconductor production, Hodess Clean-room Construction is also preparing a step ahead and is already seeing an increase in its microelectronics and semiconductor markets. “We are ramping up to sup-



“We are always preparing and working to stay a step ahead.”

Mark Ward, CEO, Ward Electric Co.

Comparing the Past Decade's Specialty Contractor Revenue

\$ BILLIONS



SOURCE: ENR



“The IIJA will only tighten an already depleted labor market as it concentrates on large infrastructure and civil projects.”

Blake Hodess, President, Hodess Cleanroom Construction

port our existing customer base within this market,” says president Blake Hodess. In the increasingly busy lithium-ion battery and EV markets, Hodess expects steady growth over the next four to six years.

“The size and complexity of these buildouts have also magnified our challenges of finding qualified staffing to support this growth,” Hodess says, explaining, “The IIJA will only tighten an already depleted labor market as it concentrates on large infrastructure and civil projects.”

With a scarcity of skilled labor, larger federally

funded projects could have a detrimental effect on smaller, lower-paying projects as craftworkers chase higher wages and “move over to infrastructure projects offering incentives to join them,” says National Construction Enterprises Inc. CEO Pino Mancina.

“Hiring additional qualified field labor has been a challenge in 2021, 2022, and it will continue into 2023,” he predicts.

With continued supply chain delays and an understaffed and inexperienced subcontractor labor market, costs will continue to rise for labor and materials, says Hodess.

On Feb. 4, President Biden issued Executive Order 14063, requiring federal construction contracts greater than \$35 million to be subject to project labor agreements. The Associated General Contractors of America issued a statement Aug. 18 saying that the order could limit many non-union firms from bidding on federal contracts and hurt contractors that the IIJA intends to help.

“Moreover, the federal mandate will make it harder for contractors to partner with small, veteran,

THE TOP 50 FIRMS IN MECHANICAL

RANK	RANK	FIRM	(\$ MIL.)	% CHANGE	RANK	RANK	FIRM	(\$ MIL.)	% CHANGE
2022	2021		2021 REV.	'20-'21	2022	2021		2021 REV.	'20-'21
1	1	EMCOR GROUP INC.	4,555.6	+10	26	**	BMWC CONSTRUCTORS INC.	264.8	NA
2	2	COMFORT SYSTEMS USA INC.	1,972.6	+3	27	**	ROGERS BUILDING SOLUTIONS	235.4	NA
3	3	ACCO ENGINEERED SYSTEMS	1,511.0	-6	28	32	PACIFIC RIM MECHANICAL CONTRACTORS INC.	213.4	+24
4	4	SOUTHLAND INDUSTRIES	1,035.2	+15	29	30	HILL MECHANICAL CORP.	210.1	+16
5	**	EQUANS U.S. INC.	728.2	NA	30	21	MCCLURE CO.	205.5	-20
6	6	API GROUP INC.	669.8	+11	31	33	TERRA MILLENNIUM CORP.	201.1	+20
7	**	TDINDUSTRIES	667.2	NA	32	34	E.M. DUGGAN INC.	199.8	+20
8	5	APOLLO MECHANICAL CONTRACTORS	646.0	-1	33	47	RK INDUSTRIES LLC	191.0	+62
9	9	MCKINSTRY	540.0	+16	34	24	MDU CONSTRUCTION SERVICES GROUP INC.	184.6	-21
10	8	HARRIS	504.3	+7	35	29	P1 GROUP INC.	181.2	-2
11	7	LIMBACH FACILITY SERVICES	475.7	-14	36	27	SAUER HOLDINGS INC.	170.9	-8
12	11	HARDER MECHANICAL CONTRACTORS INC.	470.0	+7	37	37	AMPAM PARKS MECHANICAL INC.	170.0	+8
13	15	U.S. ENGINEERING CO. HOLDINGS	469.4	+35	38	45	ICON MECHANICAL	169.7	+33
14	10	MACDONALD-MILLER FACILITY SOLUTIONS	436.0	-4	39	39	J. F. AHERN CO.	163.1	+11
15	14	MCKENNEY'S INC.	428.3	+19	40	46	R.T. MOORE CO. INC.	156.9	+26
16	18	MURPHY CO.	408.3	+31	41	42	CHARTER MECHANICAL	156.0	+16
17	13	PAN-PACIFIC MECHANICAL LLC	405.3	+12	42	40	KILGORE INDUSTRIES	149.5	+9
18	17	MURRAY CO.	395.8	+22	43	36	A.O. REED & CO.	148.6	-6
19	12	THE BRANDT COS.	363.3	-9	44	35	POLK MECHANICAL CO. LLC	146.2	-8
20	19	MMC CONTRACTORS INC.	355.8	+24	45	31	TWEET/GAROT MECHANICAL INC.	134.5	-24
21	20	HB GLOBAL LLC	349.3	+35	46	**	LETSOS CO.	134.2	+26
22	28	JOHN E. GREEN CO.	324.7	+76	47	44	IVEY MECHANICAL CO.	133.4	+4
23	16	WDF INC.	314.2	-5	48	50	FRESH MEADOW MECHANICAL CORP.	131.9	+17
24	25	HELM GROUP	280.1	+26	49	**	MSS SOLUTIONS	123.4	+25
25	22	HERMANSON CO.	265.2	+9	50	**	BEL-AIRE MECHANICAL	117.4	+7

NA=NOT AVAILABLE. **=NOT PREVIOUSLY RANKED.

The Top 600 Dialogue

What new technologies or processes are helping to change the construction collaboration process?

#89
on the
Top 600 List



SALVATORE BAUCCIO, PRESIDENT
HB GLOBAL
Harrisburg, Penn.

A newer technology, 360 cameras, has helped the construction collaboration process. Contractors, project superintendents, engineers, and architects all have accessibility, making collaboration more effective with virtual planning.

#117
on the
Top 600 List



PAUL ROBINETT, PRESIDENT
HERMANSON CO.
Kent, Wash.

Technology is critical in our ability to help our clients with cost control, speed to market and more. The challenge before us is being able to evaluate new technologies in real time and to choose those that truly add value to the construction collaboration process.

Does your firm use any “human factor” safety approaches (e.g. Safety-II)?

#40
on the
Top 600 List



JAMIE DABBS, VP-SAFETY AND HEALTH
TDINDUSTRIES
Dallas, Texas

We engage everyone in the safety movement by looking out for each other and empowering everyone on a jobsite with stop-work authority. TD's safety culture prioritizes a physically, emotionally and psychologically safe workplace.

#106
on the
Top 600 List



CHRIS BUCKMAN, PRESIDENT AND CEO
BMWC CONSTRUCTORS INC.
Indianapolis, Ind.

We describe our safety journey in three phases: leadership and process/procedure establishment; field implementation and accountability; and safety for life/culture of caring. This journey has provided continuous improvement, and all phases are still in place.



“Hiring additional qualified field labor has been a challenge in 2021, 2022 and it will continue into 2023.”

Pino Mancina, CEO,
National Construction Enterprises Inc.

minority or disabled-owned firms,” said AGC CEO Stephen E. Sandherr in the statement. “Eighty-two percent of firms report this mandate will make it harder for general contractors to subcontract with small, disadvantaged businesses—such as women-owned, HUBZone, and service-disabled veteran-owned small businesses—because those firms typically are not accustomed or prepared to operate on a union basis.”

When it comes to labor negotiations, a North America’s Building Trades Unions (NABTU) spokes-

person says there is no one factor that determines strategy for the economics of labor negotiations. “Any particular negotiation may also have a host of non-economic issues at stake,” the spokesperson shared. “Inflation is certainly considered in labor negotiations, as is geographic and national market share, industry-specific market share, etc. But inflation has understandably led to increased economic demands and expectations at the bargaining table.”

Rising Construction Costs

With many contractors reporting that material costs are rising every quarter, firms say they are buying larger quantities of materials to offset some price increases.

“The cost of everything is increasing, but materials and equipment are where we are seeing the most dramatic increases,” says Buckman at BMWC Constructors.

About 32% of Top 600 firms report that machine prices have increased 21% or more over the last five years. That number was 14.1% last year. On average, firms report that 28.3% of payments are past due. Those payments, again on average, are just under 40 days late.

THE TOP 50 FIRMS IN ELECTRICAL

RANK 2022	RANK 2021	FIRM	(\$ MIL.) 2021 REV.	% CHANGE '20-'21	RANK 2022	RANK 2021	FIRM	(\$ MIL.) 2021 REV.	% CHANGE '20-'21
1	1	QUANTA SERVICES	7,658.3	-1	26	23	WAYNE J. GRIFFIN ELECTRIC INC.	453.9	+15
2	2	MYR GROUP INC.	2,498.3	+11	27	32	COMFORT SYSTEMS USA INC.	412.6	+23
3	3	ROSENDIN ELECTRIC	2,400.0	+17	28	31	ROGERS	403.0	+20
4	9	MASTEC INC.	2,396.4	+171	29	30	GAYLOR ELECTRIC INC.	402.3	+18
5	4	EMCOR GROUP INC.	2,178.8	+13	30	49	THE STATE GROUP INC.	355.0	+83
6	5	CUPERTINO ELECTRIC INC.	1,625.0	+17	31	26	O'CONNELL ELECTRIC CO. INC.	348.0	-4
7	8	IES HOLDINGS INC.	1,428.9	+34	32	**	ALTERMAN INC.	347.3	+111
8	7	M.C. DEAN	1,310.0	+22	33	36	CLEVELAND ELECTRIC CO.	313.5	+31
9	6	MDU CONSTRUCTION SERVICES GROUP INC.	1,128.4	-1	34	**	BAKER ELECTRIC INC.	294.6	NA
10	10	ARCHKEY SOLUTIONS	1,100.0	+35	35	33	FISK ELECTRIC CO.	284.2	+3
11	17	MMR	768.0	+26	36	35	ISC CONSTRUCTORS LLC	265.0	+4
12	11	HELIX ELECTRIC INC.	755.5	-2	37	**	INGLETT & STUBBS LLC	261.7	NA
13	12	POWER DESIGN	735.0	-3	38	46	TRI-CITY ELECTRIC CO. OF IOWA	259.8	+30
14	13	FAITH TECHNOLOGIES INC.	717.7	+3	39	28	WALKER ENGINEERING INC.	254.0	-28
15	14	BERGELECTRIC CORP.	705.1	+6	40	40	ENCORE ELECTRIC INC.	240.0	+11
16	15	CACHE VALLEY ELECTRIC CO.	662.3	-1	41	37	INTERSTATES	233.3	0
17	16	E-J ELECTRIC INSTALLATION CO.	641.0	-1	42	**	COMMONWEALTH ELECTRIC CO. OF THE MIDWEST	219.1	+22
18	18	ALDRIDGE ELECTRIC INC.	636.3	+7	43	47	ERMCO INC.	212.0	+6
19	21	HUNT ELECTRIC CORP.	587.3	+34	44	42	ALLISON SMITH CO.	209.3	-1
20	**	EQUANS U.S. INC.	569.3	NA	45	**	SARGENT ELECTRIC CO.	207.5	+97
21	22	MILLER ELECTRIC CO.	494.0	+24	46	**	VAN ERT ELECTRIC CO. INC.	206.9	+85
22	25	HATZEL & BUEHLER INC.	493.6	+32	47	45	JMEG LLC	205.1	+1
23	24	THE NEWTRON GROUP	486.0	+26	48	43	GUARANTEE ELECTRICAL CO.	203.0	-2
24	20	FIVE STAR ELECTRIC CORP.	477.1	+6	49	**	NEWKIRK ELECTRIC ASSOCIATES INC.	202.5	+21
25	29	MOTOR CITY ELECTRIC CO.	454.5	+33	50	**	ACE ELECTRIC INC.	200.0	+48

NA=NOT AVAILABLE. **=NOT PREVIOUSLY RANKED.

THE TOP 20 FIRMS IN DEMOLITION AND WRECKING

RANK 2022	2021	FIRM	(\$ MIL.) 2021 REV.	% CHANGE '20-'21
1	1	NORTHSTAR GROUP SERVICES INC.	540.9	+30
2	2	BRANDENBURG INDUSTRIAL SERVICE CO.	265.2	+5
3	3	PENHALL CO.	220.3	+7
4	4	D.H. GRIFFIN WRECKING CO. INC.	214.8	+30
5	5	SELECT DEMO SERVICES LLC	145.1	+7
6	10	JDC DEMOLITION CO. INC.	107.7	+99
7	9	INDEPENDENCE EXCAVATING INC.	94.3	+30
8	8	BIERLEIN COS. INC.	80.6	-3
9	11	ISI DEMOLITION	51.9	+6
10	15	O'ROURKE WRECKING CO.	40.0	+11
11	16	THE BERG CORP.	40.0	+31
12	14	THE ALLOY GROUP	39.4	+9
13	18	VEIT & CO. INC.	38.1	+27
14	17	NORTH AMERICAN DISMANTLING CORP.	34.5	+13
15	20	SIERRA PACIFIC WEST INC.	34.4	+24
16	19	SESSLER COS.	33.1	+13
17	**	ADAMO GROUP INC.	28.4	NA
18	**	MIDWEST STEEL CO. INC.	27.2	+3
19	12	PRECISION DEMOLITION LP	27.0	-32
20	**	MANAFORT BROTHERS INC.	26.6	+111

NA=NOT AVAILABLE. ** =NOT PREVIOUSLY RANKED.

THE TOP 20 FIRMS IN ASBESTOS ABATEMENT

RANK 2022	2021	FIRM	(\$ MIL.) 2021 REV.	% CHANGE '20-'21
1	1	EIS HOLDINGS LLC	159.8	+34
2	4	ASRC INDUSTRIAL	157.0	+128
3	2	P.A.L. ENVIRONMENTAL SAFETY CORP.	133.1	+15
4	3	NORTHSTAR GROUP SERVICES INC.	100.4	+18
5	5	THE ALLOY GROUP (FORMERLY PRISM SPECTRUM HOLDINGS)	76.1	+31
6	9	ARC ABATEMENT	39.5	+7
7	8	PERFORMANCE CONTRACTING GROUP INC.	30.3	-28
8	11	DEMOLITION & ASBESTOS REMOVAL INC.	27.6	+2
9	14	IREX CONTRACTING GROUP	24.3	+38
10	6	ATI RESTORATION LLC	20.7	-64
11	16	AAC CONTRACTING	18.3	+8
12	15	LAKESHORE ENVIRONMENTAL CONTRACTORS LLC	15.6	-10
13	17	SPRAY SYSTEMS ENVIRONMENTAL	15.4	-2
14	18	INTERNATIONAL ASBESTOS REMOVAL INC.	13.1	+21
15	20	SESSLER COS.	12.3	+26
16	19	WINTER ENVIRONMENTAL	11.9	+19
17	**	ADAMO GROUP INC.	7.1	NA
18	**	PRECISION DEMOLITION LP	5.4	NA
19	**	AMPCO CONTRACTING INC.	5.0	NA
20	**	ASSOCIATED CONSTRUCTION AND ENGINEERING INC.	1.6	+75

NA=NOT AVAILABLE. ** =NOT PREVIOUSLY RANKED.

THE TOP 20 FIRMS IN SHEET METAL

RANK 2022	2021	FIRM	(\$ MIL.) 2021 REV.	% CHANGE '20-'21
1	1	FLYNN GROUP	246.7	-4
2	15	API GROUP INC.	118.2	+233
3	4	POYNTER	102.2	-5
4	3	CROWN CORR INC.	91.0	-19
5	5	HILL MECHANICAL CORP.	80.8	-2
6	6	M. G. MCGRATH INC.	73.5	+4
7	2	MMC CONTRACTORS INC.	66.7	-47
8	19	BAKER GROUP	65.8	+116
9	9	DEE CRAMER INC.	64.5	+18
10	8	BONLAND INDUSTRIES INC.	58.5	+6
11	13	J. F. AHERN CO.	54.4	+14
12	10	MCKAMISH INC.	49.6	-3
13	11	MTECH MECHANICAL	49.5	-3
14	**	WORTH AND CO. INC.	49.5	NA
15	7	RK INDUSTRIES LLC	46.9	-27
16	**	TWEET/GAROT MECHANICAL INC.	44.8	NA
17	**	SAUER HOLDINGS INC.	42.7	+107
18	20	P1 GROUP INC.	41.6	+56
19	14	B & I CONTRACTORS INC.	38.3	+4
20	16	GOYETTE MECHANICAL CO.	36.2	+5

NA=NOT AVAILABLE. ** =NOT PREVIOUSLY RANKED.

THE TOP 20 FIRMS IN STEEL

RANK 2022	2021	FIRM	(\$ MIL.) 2021 REV.	% CHANGE '20-'21
1	2	SCHUFF STEEL CO.	637.0	+46
2	1	PACIFIC STEEL GROUP	479.9	+9
3	13	LEXICON INC.	197.7	+303
4	5	BASDEN STEEL CORP.	154.1	+46
5	4	SURE STEEL INC	152.3	+12
6	3	SME INDUSTRIES INC.	100.1	-38
7	8	PITTSBURG TANK & TOWER GROUP INC.	99.7	+11
8	9	STONEBRIDGE INC.	95.0	+12
9	11	SOWLES CO.	84.3	+39
10	6	THE WILLIAMS GROUP	76.1	-25
11	10	LPR CONSTRUCTION	70.0	-5
12	7	AREA ERECTORS INC.	64.2	-30
13	**	J-TRACK LLC	62.2	NA
14	12	RED CEDAR STEEL ERECTORS INC.	56.0	+1
15	**	ASSOCIATED CONSTRUCTION AND ENGINEERING INC.	47.3	+130
16	16	PATRIOT ERECTORS LLC	41.7	+16
17	15	SUPERIOR RIGGING & ERECTING CO. INC.	41.1	+8
18	20	APEX STEEL INC.	37.2	+60
19	14	CSE INC.	35.3	-8
20	18	ADAMS & SMITH INC.	25.8	+7

NA=NOT AVAILABLE. ** =NOT PREVIOUSLY RANKED.

Bulk purchasing, in-depth specification reviews with a focus on acceptable alternates, and investment in prefabrication facilities to increase productivity have helped BMWC Constructors offset some of the cost increases. “But certainly not all,” Buckman says. “This economy and the challenges we are facing have forced us to take another look at our operation and really challenge historic norms in the pursuit of productivity improvement.”

HB Global is combating material escalation and supply chain issues by engaging general contractors, property owners and developers with transparent conversations about the risks, says its president, Salvatore Baucio.

“The goal is to find ways in this new environment to partner with one another to mitigate the cost risks for both parties,” he says. “We are working together to release equipment as early as possible in the project process.” Additionally, Baucio says some of the firm’s divisions “have added warehouse space to secure materials earlier and lock in better pricing.”

JRC Mechanical is also seeing rising costs from equipment partners. “We are trying to limit our exposure to this by limiting the time our prices are valid, and, when awarded work, locking in the price,”



“A clear understanding on what to expect from suppliers on timelines is a very crucial part in making the project run smoothly.”

Ron Daniel, CEO, ARC Abatement

says President Samuel J. Sease. “Communication with our suppliers and customers is key.”

Breaking the Bottlenecks

For ARC Abatement, Daniel says “a clear understanding on what to expect from suppliers on timelines is a very crucial part in making the project run smoothly.”

At Western Allied, “Everything comes down to relationships, and the relationships need to extend both directions, both up and down the supply chain,” says President Mike Gallagher. “We’ve always done that, and have found that it helps a lot when a problem occurs.”

Giroux Glass is seeing its largest bottlenecks in

THE TOP 20 FIRMS IN GLAZING AND CURTAIN WALL

RANK	RANK	FIRM	(\$ MIL.)	% CHANGE
2022	2021		2021 REV.	'20-'21
1	1	HARMON INC.	349.4	+18
2	3	W&W GLASS LLC	220.0	+10
3	4	CROWN CORR INC.	178.0	+5
4	6	ARCHITECTURAL GLASS & ALUMINUM	151.3	-3
5	5	FLYNN GROUP	136.1	-19
6	7	VENTANA	125.9	+2
7	8	MASSEY'S PLATE GLASS & ALUMINUM INC.	109.0	-5
8	9	PIONEER CLADDING & GLAZING SYSTEMS INC.	83.1	+4
9	10	GIROUX GLASS INC.	75.2	+20
10	11	EGAN CO.	60.2	+18
11	**	LAFAYETTE METAL & GLASS CO.	50.0	NA
12	14	AJAY GLASS CO.	44.4	+14
13	12	ARCHITECTURAL WALL SYSTEMS LLC	41.2	-18
14	**	KOVACH BUILDING ENCLOSURES	32.5	NA
15	17	M. G. MCGRATH INC.	31.5	+4
16	19	R & R WINDOW CONTRACTORS INC.	28.0	+41
17	15	NATIONAL ENCLOSURE CO.	23.2	-32
18	16	CRAWFORD-TRACEY CORP.	18.0	-41
19	18	H.J. MARTIN AND SON	14.4	-36
20	**	DANT CLAYTON	2.1	-23

NA=NOT AVAILABLE. **=NOT PREVIOUSLY RANKED.

THE TOP 20 FIRMS IN PAINTING

RANK	RANK	FIRM	(\$ MIL.)	% CHANGE
2022	2021		2021 REV.	'20-'21
1	2	ASRC INDUSTRIAL	235.1	+41
2	4	CHERRY COATINGS	102.6	+42
3	3	CHAMPION PAINTING SPECIALTY SERVICES	102.1	-22
4	5	GRAYDAZE CONTRACTING INC.	98.3	+49
5	20	APEX IMAGING SERVICES	97.5	+369
6	10	HARTMAN WALSH INDUSTRIAL SERVICES	62.5	+52
7	9	HARRISON CONTRACTING CO.	57.1	+38
8	6	ASCHER BROTHERS CO. INC.	53.0	+3
9	8	THOMARIOS	47.8	+13
10	13	AVALOTIS CORP.	46.2	+37
11	**	VALDEZ PAINTING INC.	42.3	NA
12	7	THOMAS INDUSTRIAL COATINGS INC.	41.3	-13
13	11	JERRY THOMPSON & SONS	39.7	0
14	16	VIKING INDUSTRIAL PAINTING	37.1	+47
15	14	LONG PAINTING CO.	34.6	+23
16	**	SELECT PAINT & FINISHES LLC	34.1	+67
17	12	GEORGE E. MASKER INC.	34.1	-13
18	17	SWANSON & YOUNGDALE INC.	27.7	+18
19	**	NATIONAL COATINGS INC.	27.5	+69
20	**	TERRA MILLENNIUM CORP.	21.9	+22

NA=NOT AVAILABLE. **=NOT PREVIOUSLY RANKED.

THE TOP 20 FIRMS IN FIRE PROTECTION AND SPRINKLERS

RANK 2022	RANK 2021	FIRM	(\$ MIL.) 2021 REV.	% CHANGE '20-'21
1	1	API GROUP INC.	1,694.2	+29
2	2	EMCOR GROUP INC.	990.4	+61
3	3	J. F. AHERN CO.	170.9	+16
4	4	SENTINEL SAFETY & SECURITY GROUP LLC	65.0	+42
5	**	WACHTER INC.	51.9	NA
6	8	MDU CONSTRUCTION SERVICES GROUP INC.	41.0	+22
7	6	PALMETTO AUTOMATIC SPRINKLER	38.6	+4
8	13	JOHN E. GREEN CO.	36.1	+76
9	9	MCKINSTRY	36.0	+16
10	**	POWER DESIGN	35.0	NA
11	10	HILL MECHANICAL CORP	32.3	+10
12	7	TERRA MILLENNIUM CORP.	31.6	-12
13	**	EQUANS U.S. INC.	26.5	NA
14	12	HAMPSHIRE FIRE PROTECTION CO.	23.6	-1
15	5	SOUTHLAND INDUSTRIES	23.5	-44
16	14	E.M. DUGGAN INC.	22.2	+20
17	**	MSS SOLUTIONS	21.8	NA
18	11	ROMMEL CONSTRUCTION GROUP	19.3	-21
19	**	ATLANTIC CONSTRUCTORS INC.	18.9	+125
20	17	BRIGADE FIRE PROTECTION INC.	15.0	+3

* NA=NOT AVAILABLE. ** =NOT PREVIOUSLY RANKED.

THE TOP 20 FIRMS IN WALL AND CEILING

RANK 2022	RANK 2021	FIRM	(\$ MIL.) 2021 REV.	% CHANGE '20-'21
1	1	PERFORMANCE CONTRACTING GROUP INC.	1,280.4	+7
2	4	WESTERN PARTITIONS INC.	345.0	+33
3	2	THE RAYMOND GROUP	268.1	-14
4	7	PRECISION WALLS INC.	261.4	+15
5	**	ACOUSTI ENGINEERING CO. OF FLORIDA	235.7	NA
6	8	KHS&S CONTRACTORS	232.9	+9
7	6	NATIONAL CONSTRUCTION ENTERPRISES INC.	218.8	-5
8	9	CALIFORNIA DRYWALL	213.6	+18
9	5	NEVELL GROUP INC.	196.9	-19
10	12	DALEY'S DRYWALL	185.6	+54
11	10	BAKER TRIANGLE	182.9	+7
12	11	GREATER METROPLEX INTERIORS INC.	146.2	+3
13	16	F.L. CRANE & SONS INC.	126.2	+23
14	17	NEW ENGLAND FINISH SYSTEMS	114.7	+29
15	15	MIDWEST DRYWALL CO. INC.	112.6	+6
16	13	PDM CONSTRUCTORS INC.	107.6	-7
17	**	PAUL JOHNSON DRYWALL	102.2	NA
18	14	JACOBSON & CO. INC.	90.0	-17
19	**	THE CIRCLE GROUP	74.4	+19
20	20	BAYSIDE INTERIORS INC.	73.2	+8

NA=NOT AVAILABLE. ** =NOT PREVIOUSLY RANKED.

changes of scope and long material lead times. “We have addressed the issues, and continue to address them with open and ongoing communication with project teams,” says President and CEO Nataline Lomedico.

Open communication improves relationships, she explains. “Relations are always improved when inviting all to the table to work collaboratively early on and throughout the process of a project,” Lomedico adds. “The more we work together to educate and inform, stronger relations are formed. A team approach is always best.”

Getting partners such as manufacturers and suppliers on board early throughout the entire bid-to-construction process also helps to avoid surprises, says KHS&S Chairman and CEO Michael Cannon. “Surprises are costly, so we rely on open and honest communication,” he says. “We can plan around a lag in deliveries or shortages, but we need to use realistic expectations to be successful.”

The volatility of materials pricing and the extent of the supply chain disruptions put a strain on many contractor-supplier relationships, says Michel Michno, CEO of Harris Co. “Vendors held prices and commitments, sometimes only for a day. Such uncertainty is incompatible with traditional procurement processes, internal and external,” he explains. At Harris, the company works with owners and general contractors to “evaluate materials and equipment to clarify who should hold the materials risks and contingencies for the project.”

THE TOP 20 FIRMS IN UTILITY

RANK 2022	RANK 2021	FIRM	(\$ MIL.) 2021 REV.	% CHANGE '20-'21
1	2	MASTEC INC.	4,026.0	+36
2	1	QUANTA SERVICES	3,504.7	+1
3	3	ARTERA SERVICES	2,398.5	+26
4	4	CENTURI GROUP INC.	2,318.3	+25
5	6	PRIMORIS	1,643.9	+68
6	8	MDU CONSTRUCTION SERVICES GROUP INC.	636.0	+4
7	7	API GROUP INC.	630.4	-7
8	9	INTREN LLC	626.5	+29
9	**	CONGRUEX	510.0	NA
10	**	NEW RIVER ELECTRICAL CORP.	476.9	NA
11	10	DANELLA COS. INC.	420.0	+20
12	13	WEST VALLEY CONSTRUCTION CO. INC.	236.0	+20
13	12	BOND CIVIL & UTILITY CONSTRUCTION INC.	196.9	-8
14	16	W.A. RASIC CONSTRUCTION CO. INC.	184.2	+13
15	17	KIELY FAMILY OF COS.	175.9	+21
16	**	CHARGE	148.6	NA
17	14	DIVERSIFIED UTILITY SERVICES INC.	139.5	-17
18	19	JRCRUZ CORP.	100.5	-12
19	**	NEXTEDGE	94.3	NA
20	**	IES HOLDINGS INC.	92.2	NA

NA=NOT AVAILABLE. ** =NOT PREVIOUSLY RANKED.

The Top 600 Dialogue

How have your supplier relationships changed as you look to improve certainty and access to materials?

#345
on the
Top 600 List



NATALINE LOMEDICO, CEO AND PRESIDENT
GIROUX GLASS INC.
Los Angeles, Calif.

As a 76-year-old company, Giroux Glass is fortunate to have long and strong relationships with our key vendors. We also keep open and ongoing lines of communication so that we can work as a team to get materials as quickly as possible.

#471
on the
Top 600 List



SCOTT MULLINS, PRESIDENT
DEL MONTE ELECTRIC
Dublin, Calif.

We must be transparent with general contractors and owners about lead times, as often these supply chain issues are impacting the schedule and project milestones. Working closely as a team, we can find ways to expedite design and review processes.

How have your firm's challenges and goals changed from last year to this year?

#294
on the
Top 600 List



STERLING WOODS, VP-FIELD OPERATIONS
CANNON & WENDT ELECTRIC CO. INC.
Phoenix, Ariz.

The last year and a half has been different from anything seen before with the new COVID restrictions and public shutdowns. While the company has seen substantial growth, it has not come without its challenges.

#149
on the
Top 600 List



CHRISTOPHER MILLS, CEO AND PRESIDENT
ELECTRA USA
New York, N.Y.

Electra's goal for 2022 has been to reposition ourselves to take advantage of the drive to be more sustainable through electric power. We believe the next industrial revolution is coming, including the re-electrification of the construction industry—critical to Electra's future.

This alignment allows the firm to make better and quicker decisions post-award, he says. “Expedited approval processes, early procurement, storage in our warehouses, down payments and payments for stored materials are examples of our strategies in collaboration with our clients,” says Michno. The company has worked to make its turnover and planning processes more agile to make better early decisions, he says.

At East Quogue, N.Y.-based TEC Corp., the firm’s leadership team has been committed to working with its partners as a coordinated group. Working closely with its vendors as partners, the firm has been able to store material to work around volatile pricing.

“It’s a two-way street and it has to work with both parties involved,” says the leadership team about the collaborative strategy. “The days of treating each other as a commodity just doesn’t work in today’s world. The more partnering we can do as a group, the better we can control costs, get supplies and turn out a quality product.”

Working Smarter

After dropping slightly in the last two years, craft-worker shortages have climbed back to pre-pandemic levels, firms report. About 73.1% reported craft short-

ages, up from 69.7% last year.

Most affected by shortages are firms in the concrete specialty, with 83.9% reporting shortages. Companies in the wall and ceiling specialty reported the fewest shortages, with 64.4% looking for craftworkers. In 2020, that number was 54%. Around 42.5% of those companies frequently noted being short of forepersons and superintendents.

BAMCO Inc. Secretary and Treasurer Allan Pasternak says the firm continues to “put a lot of effort into recruitment and has experienced almost no loss of good employees.”

To ease labor needs, W.G. Tomko has increased its prefabrication capabilities “with a goal to prefabricate all piping, ductwork, and equipment, substantially,” says Jack Barry, vice president of estimating. The strategy has reduced the firm’s field labor risk, he says, “increasing our quality, and cutting our field installation durations.”

Brightview has been focused on growing its headcount in the field. President Tom Donnelly says the firm’s management team has found success in retaining its existing labor force by supporting revenue growth with skill development and career path advancement for existing team members on crews.

On the Web

For expanded content on ENR’s Top Lists, see ENR.com/toplists.

THE TOP 20 FIRMS IN EXCAVATION AND FOUNDATION

RANK 2022	RANK 2021	FIRM	(\$ MIL.) 2021 REV.	% CHANGE '20-'21
1	1	KELLER NORTH AMERICA	1,383.9	+11
2	4	MASTEC INC.	958.6	+203
3	2	MALCOLM DRILLING CO. INC.	573.7	+12
4	3	PLATEAU EXCAVATION INC.	450.2	+13
5	6	DRILL TECH DRILLING & SHORING INC.	285.9	+16
6	5	J. DERENZO CO.	261.0	-3
7	9	RYAN INC. CENTRAL	221.1	+8
8	8	MANAFORT BROTHERS INC.	200.9	-7
9	10	CONDON-JOHNSON & ASSOCIATES INC.	200.0	-2
10	11	BEAVER EXCAVATING CO.	199.8	-2
11	13	INDEPENDENCE EXCAVATING INC.	192.3	+25
12	17	MENARD GROUP USA	190.1	+55
13	7	BERKEL	175.0	-26
14	**	RUTTURA & SONS CONSTRUCTION CO. INC.	164.2	NA
15	12	WT BYLER CO. INC.	163.3	-17
16	14	VEIT & CO. INC.	147.5	+4
17	15	W. L. FRENCH EXCAVATING CORP.	126.8	-9
18	16	NICHOLSON CONSTRUCTION CO.	118.3	-8
19	18	RICHARD GOETTLE INC.	115.2	-4
20	**	SCHLOUCH INC.	83.5	+27

NA=NOT AVAILABLE. **=NOT PREVIOUSLY RANKED.

THE TOP 20 FIRMS IN ROOFING

RANK 2022	RANK 2021	FIRM	(\$ MIL.) 2021 REV.	% CHANGE '20-'21
1	**	TECTA AMERICA CORP.	950.0	NA
2	1	CENTIMARK CORP.	783.0	+12
3	2	FLYNN GROUP	561.1	-1
4	3	BAKER ROOFING CO.	249.7	-2
5	4	NATIONS ROOF	233.8	-2
6	5	KALKREUTH ROOFING AND SHEET METAL	129.4	-6
7	**	GREENWOOD INDUSTRIES INC.	111.3	NA
8	6	SCHREIBER CORP.	81.0	+3
9	7	LATITE ROOFING LLC	68.4	-6
10	**	ADVANCED GREEN TECHNOLOGIES	67.2	NA
11	**	ROOFING SOLUTIONS LLC	61.2	NA
12	**	SUTTER ROOFING	44.8	NA
13	10	DOUGLASS COLONY GROUP	42.4	-18
14	13	WAYNE'S ROOFING INC.	39.0	0
15	12	COMMERCIAL ROOFERS INC.	34.4	-19
16	15	KING OF TEXAS ROOFING CO.	32.5	+11
17	16	ALL-SOUTH SUBCONTRACTORS INC.	21.8	+6
18	**	AQUA SEAL ROOFING	17.8	NA
19	17	WOLFRUM ROOFING & EXTERIORS	9.7	-22
20	20	CSM INDUSTRIAL	3.9	-4

NA=NOT AVAILABLE. **=NOT PREVIOUSLY RANKED.

Foundation

Menard Drives Deep



As part of the Lincoln Gateway project, Menard Group USA (No. 166) installed rigid inclusions to depths of up to 175 ft to support a 326,000-sq-ft distribution center in Secaucus, N.J., the firm says.

“We’ve experienced the challenges of recruiting, training and retaining, like many of our peers,” says Donnelly, “while successfully growing topline revenues year-over-year significantly.”

Congruex’s approach to skilled labor recruitment has been to use existing partner trade schools as talent pools. “Regardless of your labor need, it’s all about finding ways to meet your talent pool where it is and ensuring you can measure the outcome of those efforts,” says Christine Washington, senior director of marketing and communications at the company.

MEI Rigging and Crating LLC is already cultivating future craftworkers through its rigging apprenticeship training program, explains President and CEO Dan Cappello. “This training program is enabling us to attract high-potential workers and help them develop skills more quickly, benefiting them and our customers,” he explains.

HB Global’s Bauccio adds that finding, attracting and retaining skilled trades has been tough for decades, and “the post-pandemic environment has amplified the shortage.” In effect, contractors must be smarter about the way they recruit and differentiate themselves, he says.

As an employee-owned organization, HB Global

THE TOP 20 FIRMS IN MASONRY

RANK 2022	RANK 2021	FIRM	(\$ MIL.) 2021 REV.	% CHANGE '20-'21
1	1	SUN VALLEY MASONRY INC.	93.0	-1
2	3	NORTHLAND CONCRETE & MASONRY CO. LLC	75.2	+9
3	6	TELLIGENT MASONRY LLC	64.2	+9
4	4	IMS MASONRY INC.	64.1	-7
5	5	J&E COS.	55.0	-11
6	10	JOHN SMITH MASONRY	35.1	+8
7	8	SEEDORFF MASONRY INC.	34.6	+2
8	9	MID-CONTINENTAL RESTORATION CO. INC.	32.6	-2
9	7	OTTO BAUM CO. INC.	31.4	-10
10	11	BRODIE CONTRACTORS INC.	27.5	-7
11	**	GREENWOOD INDUSTRIES INC.	25.5	NA
12	12	THE WITMER GROUP	24.5	-5
13	14	MASONRY BUILDERS INC.	20.1	-1
14	16	DEE BROWN INC.	18.1	+41
15	13	CAPASSO ENTERPRISES INC.	13.1	-40
16	18	A-1 MASONRY & SANDBLASTING	6.2	-14
17	19	NATIONAL RESTORATION SYSTEMS INC.	4.6	-3
18	**	INDUSTRIAL CONSTRUCTORS/MANAGERS INC.	3.8	NA
19	**	CONCRETE PROTECTION & RESTORATION INC.	2.5	-20
20	**	KOWALSKI CONSTRUCTION INC.	0.1	+52

NA=NOT AVAILABLE. ** =NOT PREVIOUSLY RANKED.

THE TOP 20 FIRMS IN CONCRETE

RANK 2022	RANK 2021	FIRM	(\$ MIL.) 2021 REV.	% CHANGE '20-'21
1	1	BAKER CONSTRUCTION ENTERPRISES INC.	1,650.0	+6
2	2	LITHKO CONTRACTING	1,350.0	+56
3	4	STRUCTURAL GROUP INC.	685.0	+14
4	3	LARGO CONCRETE INC.	643.3	+3
5	5	SUNTEC CONCRETE INC.	588.0	+12
6	9	KENT COS. INC.	522.3	+32
7	7	KEYSTONE CONCRETE	490.5	+5
8	11	CONCRETE STRATEGIES	443.0	+59
9	8	CECO CONSTRUCTION GROUP	435.7	-2
10	10	TAS CONCRETE CONSTRUCTION LLC	337.5	+5
11	12	S&F CONCRETE CONTRACTORS CORP.	319.5	+38
12	18	FESSLER & BOWMAN INC.	282.5	+126
13	13	CVC HOLDING CORP.	277.3	+29
14	**	PACIFIC STRUCTURES INC.	196.7	+105
15	**	CAPFORM INC.	194.0	NA
16	15	MARTIN CONCRETE CONSTRUCTION	190.0	+14
17	**	MILLER SIERRA CONTRACTORS	143.4	NA
18	17	DONLEY'S	130.9	-3
19	**	ENTERPRISE PROPERTIES INC.	125.4	+25
20	**	PRECISION CONCRETE CONSTRUCTION INC.	122.6	+55

NA=NOT AVAILABLE. ** =NOT PREVIOUSLY RANKED.

works to involve its staff in every division and ensure they share in the short- and long-term successes, which helps nurture careers.

“Everyone, from our field personnel to office workers, contributes to our success. Therefore, no one is left out of the reward,” says Bauccio. “We are also committed to cultivating long-term careers over project-based hiring, which costs less in the end and helps us consistently deliver high-quality work.”

In placing a value on quality over quantity, Weifield’s diversity, equity and inclusion program is helping to foster what the firm calls a “Culture of CARE” so that all employees feel welcome when they join the team. The strategy attracts prospective employees “by creating inclusive workplaces that are free from harassment, hazing and bullying,” says Seth Anderson, owner and CEO.

He says that Weifield had to work through many challenges last year, but its success has come from investing in its employees.

“A Culture of CARE allows every employee the opportunity to reach full potential, be most productive and do their best without the fear of harassment, hazing or bullying,” says Anderson. “Safety is our number one priority.”

As IIJA funding hits markets, and construction projects grow larger and more complex with expedited timelines that require more skilled labor and little wiggle room for delivery—the “war for talent” will continue to be a challenge for the construction industry, says TDIndustries CEO Harold MacDowell.

The company “strategically invests in people development at all levels,” he adds.

Like those of many other Top 600 firms, MacDowell says that TDIndustries’ goals this year are to exceed its customer expectations while providing career opportunities to its employees—further noting that the companies that can “grow and retain talent will win the race.” ■

Glazing/Curtain Wall

Contractor Massey's Raises Its Game



Massey's Plate Glass & Aluminum Inc. (**No. 273**) installed a 10-ft-high glass observatory around the perimeter of the roof deck at Boston's Prudential Center. All materials, including equipment and 3-in.-thick glass panels, were lifted to the 56th floor by derrick crane—with each lift taking 45 minutes.

How To Read the Tables

KEY TO TYPE OF FIRM

A=asbestos abatement; **C**=concrete; **D**=demolition/wrecking; **E**=electrical; **F**=fire protection and sprinklers; **G**=glazing/curtain wall; **M**=mechanical; **MA**=masonry; **O**=other; **P**=painting; **R**=roofing; **SH**=sheet metal; **ST**=steel erection; **U**=utility; **W**=wall/ceiling; **X**=excavation/foundation.

Companies are ranked according to construction revenue in 2021 in (\$) millions from specialty contracting in a prime or subcontracting capacity. Firms

that were not ranked last year are designated by double asterisks (**). New contract awards refer to contracts awarded in 2021. NA=not available.

General Building as a category includes commercial buildings, offices, stores, educational facilities, government buildings, hospitals, medical facilities, hotels, apartments, housing, etc.

Hazardous Waste includes chemical and nuclear waste treatment, asbestos and lead abatement, etc.

Industrial Process includes pulp and paper mills, steel mills, nonferrous metal refineries, pharmaceutical plants, chemical plants, food and other processing plants, etc.

Manufacturing includes auto, electronic assembly, textile plants, etc.

Petroleum includes refineries, petrochemical plants, offshore facilities, pipelines, etc.

Power includes thermal and hydroelectric power plants, waste-to-energy plants, transmission lines, substations, cogeneration plants, etc.

Sewerage / Solid Waste includes

sanitary and storm sewers, treatment plants, pumping plants, incinerators, industrial waste facilities, etc.

Telecommunications includes transmission lines and cabling, towers and antennae, data centers, etc.

Transportation includes airports, bridges, roads, canals, locks, dredging, marine facilities, piers, railroads, tunnels, etc.

Water Supply includes dams, reservoirs, transmission pipelines, distribution mains, irrigation canals, desalination and potability treatment plants, pumping stations, etc.

FOOTNOTES: 1 = REVENUE ENERGY; 2 = BUILDING AND INDUSTRIAL SERVICES AND MAINTENANCE; 3 = TELECOM & OTHER ALL PERCENTAGES INCLUDE HEAVY & MACHINERY; 4 = VARIOUS; 5 = INSULATION, SCAFFOLDING, COMMERCIAL CONSTRUCTION, OIL & GAS PIPELINE, STEEL FABRICATION, GARAGE DOOR INSTALLATION AND SERVICE; 6 = NOT REPORTED; 7 = TRAFFIC CONTROL, PIER, OPTICS, JOINT, TRENCH, HEAVY INDUSTRIAL, MILLING AND PAVING; 8 = NOT REPORTED; 9 = NOT REPORTED; 10 = INSULATION; 11 = INSULATION; 12 = NOT REPORTED; 13 = CONSTRUCTION PRODUCTS; 14 = INSULATION; 15 = INSULATION; 16 = INSULATION; 17 = INSULATION; 18 = INSULATION; 19 = STRUCTURAL STEEL FABRICATION; 20 = NOT REPORTED; 21 = COMMERCIAL FLOORING; 22 = NOT REPORTED; 23 = GOLF COURSE CONSTRUCTION, OIL AND GAS PETRO CONSTRUCTION AND STEEL FABRICATION; 24 = NOT REPORTED; 25 = NOT REPORTED; 26 = NOT REPORTED; 27 = NOT REPORTED; 28 = NOT REPORTED; 29 = NOT REPORTED; 30 = ENVIRONMENTAL RESPONSE; 31 = 5.4% INSULATION; 32 = 3.3% CIVIL SITE SERVICES; 33 = MARINE/PIPING; 34 = NOT REPORTED; 35 = NOT REPORTED; 36 = NOT REPORTED; 37 = NOT REPORTED; 38 = NOT REPORTED; 39 = NOT REPORTED; 40 = NOT REPORTED; 41 = NOT REPORTED; 42 = NOT REPORTED; 43 = NOT REPORTED; 44 = NOT REPORTED; 45 = NOT REPORTED; 46 = NOT REPORTED; 47 = NOT REPORTED; 48 = NOT REPORTED; 49 = NOT REPORTED; 50 = NOT REPORTED.

RANK 2022	RANK 2021	FIRM	FIRM TYPE	2021 REVENUE (\$ MIL)		MARKETS (% OF 2021 REVENUE)									
				TOTAL REVENUE	NEW CONTRACTS	GENERAL BUILDING	MANUFACTURING	POWER	WATER SUPPLY	SEWER / WASTE	INDUS. / PETROLEUM	TRANSPORTATION	HAZARDOUS WASTE	TELECOM	
1	1	QUANTA SERVICES, Houston, Texas ¹	E/U	12,980.2	NA	0	0	14	0	0	17	0	0	0	5
2	2	EMCOR GROUP INC., Norwalk, Conn. ²	M	9,903.6	10,908.3	56	13	1	0	3	11	4	0	12	
3	3	MASTEC INC., Coral Gables, Fla. ³	E/U	9,585.6	9,939.0	4	0	42	0	0	28	0	0	22	
4	4	BRANDSAFWAY, Kennesaw, Ga.	O	4,498.2	NA	0	0	0	0	0	0	0	0	0	
5	5	API GROUP INC., New Brighton, Minn. ⁵	F	3,940.0	4,195.0	45	9	12	2	1	14	5	0	8	
6	6	PRIMORIS, Dallas, Texas ⁶	U/O	3,497.6	4,723.8	0	0	40	0	0	0	0	0	0	
7	8	MYR GROUP INC., Henderson, Colo.	E	2,498.3	NA	49	0	0	0	0	0	0	0	0	
8	12	CENTURI GROUP INC., Phoenix, Ariz. ⁸	U	2,466.3	2,496.6	0	0	34	0	0	60	0	0	0	
9	7	ARTERA SERVICES, Atlanta, Ga. ⁹	U	2,447.4	1,998.4	0	0	16	0	0	0	0	0	0	
10	11	ROSENDIN ELECTRIC, San Jose, Calif.	E	2,400.0	3,000.0	35	0	0	0	0	0	5	0	0	
11	9	COMFORT SYSTEMS USA INC., Houston, Texas	M	2,385.3	3,185.7	56	44	0	0	0	0	0	0	0	
12	10	MDU CONSTRUCTION SERVICES GROUP INC., Bismarck, N.D. ¹²	E/U	2,051.6	2,163.7	63	0	32	0	0	2	0	0	0	
13	16	KELLER NORTH AMERICA, Hanover, Md. ¹³	X	1,820.9	2,042.8	57	9	5	3	3	8	16	0	0	
14	13	PERFORMANCE CONTRACTING GROUP INC., Lenexa, Kan. ¹⁴	W/O	1,793.5	2,097.8	59	24	7	0	0	3	6	0	0	
15	17	BAKER CONSTRUCTION ENTERPRISES INC., Monroe, Ohio	C	1,650.0	2,400.0	63	8	0	0	5	10	5	0	9	
16	18	CUPERTINO ELECTRIC INC., San Jose, Calif.	E	1,625.0	NA	17	0	20	0	0	0	2	0	58	
17	20	IES HOLDINGS INC., Houston, Texas	E	1,536.5	NA	59	10	0	0	0	0	0	0	31	
18	15	ACCO ENGINEERED SYSTEMS, Pasadena, Calif.	M	1,511.0	1,368.0	100	0	0	0	0	0	0	0	0	
19	22	STEELFAB INC., Charlotte, N.C. ¹⁹	O	1,470.0	943.0	55	20	0	0	0	0	0	0	25	
20	25	LITHKO CONTRACTING, West Chester, Ohio	C	1,350.0	1,350.0	96	4	0	0	0	0	0	0	0	
21	**	EQUANS U.S. INC., Sterling Heights, Mich.	M/E	1,324.0	1,508.0	39	21	5	0	0	7	13	0	15	
22	19	M.C. DEAN, Tysons, Va.	E	1,310.0	NA	47	7	2	3	3	3	15	0	20	
23	23	ARCHKEY SOLUTIONS, St. Louis, Mo.	E	1,100.0	1,389.4	69	7	4	0	3	9	4	0	6	
24	24	SOUTHLAND INDUSTRIES, Garden Grove, Calif.	M	1,058.7	1,124.9	45	11	0	0	0	0	3	0	41	
25	**	TECTA AMERICA CORP., Rosemont, Ill.	R	950.0	950.0	100	0	0	0	0	0	0	0	0	
26	21	FLYNN GROUP, Kansas City, Mo.	R/SH	943.9	1.2	63	18	0	0	4	2	3	0	10	
27	27	CENTIMARK CORP., Canonsburg, Pa. ²⁷	R	889.8	1,000.5	100	0	0	0	0	0	0	0	0	
28	29	POWER DESIGN, St. Petersburg, Fla. ²⁸	E	875.0	882.7	100	0	0	0	0	0	0	0	0	
29	26	LEXICON INC., Little Rock, Ark. ²⁹	O	823.9	741.5	52	19	0	0	0	23	0	0	0	
30	32	NORTHSTAR GROUP SERVICES INC., New York, N.Y. ³⁰	D	776.4	902.2	57	0	36	0	0	8	0	0	0	
31	35	ASRC INDUSTRIAL, Tempe, Ariz. ³¹	P/O	773.4	3,956.0	5	5	5	10	5	35	15	15	5	
32	43	MMR, Baton Rouge, La.	E	768.0	704.0	0	10	0	0	0	70	0	0	20	
33	30	CEGO CONSTRUCTION GROUP, Kansas City, Mo. ³³	C/O	764.5	628.9	78	0	0	0	0	22	0	0	0	
34	28	HELIX ELECTRIC INC., San Diego, Calif.	E	755.5	850.0	60	10	10	0	5	5	10	0	0	
35	46	UNIVERSAL PLANT SERVICES INC., Deer Park, Texas ³⁵	O	732.7	932.9	0	0	5	0	0	78	0	0	5	
36	40	MCKINSTRY, Seattle, Wash.	M	720.0	720.0	70	10	0	0	0	10	5	0	5	
37	31	FAITH TECHNOLOGIES INC., Menasha, Wis.	E	717.7	745.6	20	44	2	0	0	1	2	0	31	
38	33	BERGELECTRIC CORP., Carlsbad, Calif.	E	705.1	101.4	100	0	0	0	0	0	0	0	0	
39	44	STRUCTURAL GROUP INC., Columbia, Md.	C	685.0	730.0	44	0	12	12	0	15	17	0	0	
40	**	TDINDUSTRIES, Dallas, Texas	M	667.2	456.4	95	5	0	0	0	0	0	0	0	
41	34	CACHE VALLEY ELECTRIC CO., Logan, Utah	E	662.3	755.2	30	20	15	0	3	0	7	0	25	
42	38	KEYSTONE CONCRETE, Houston, Texas ⁴²	C	654.0	400.0	70	20	0	0	10	0	0	0	0	
43	36	APOLLO MECHANICAL CONTRACTORS, Kennewick, Wash.	M	646.0	NA	40	25	0	0	0	25	0	0	0	
44	39	LARGO CONCRETE INC., Tustin, Calif.	C	643.3	675.0	100	0	0	0	0	0	0	0	0	
45	37	E-J ELECTRIC INSTALLATION CO., Long Island City, N.Y.	E	641.0	500.0	25	5	25	5	5	0	30	0	5	
46	60	SCHUFF STEEL CO., Phoenix, Ariz.	ST	637.0	NA	75	0	0	0	0	22	3	0	0	
47	45	ALDRIDGE ELECTRIC INC., Libertyville, Ill.	E	636.3	754.0	5	0	50	0	0	0	45	0	0	
48	49	INTREN LLC, Union, Ill.	U	626.5	184.1	0	0	100	0	0	0	0	0	0	
49	48	SUNTEC CONCRETE INC., Phoenix, Ariz.	C	588.0	753.4	30	40	0	0	0	0	10	0	20	
50	58	HUNT ELECTRIC CORP., Bloomington, Minn.	E	587.3	421.5	20	20	0	0	0	20	0	0	40	

RANK 2022	RANK 2021	FIRM	FIRM TYPE	2021 REVENUE (\$ MIL)		MARKETS (% OF 2021 REVENUE)										
				TOTAL REVENUE	NEW CONTRACTS	GENERAL BUILDING	MANUFACTURING	POWER	WATER SUPPLY	SEWER / WASTE	INDUS. / PETROLEUM	TRANSPORTATION	HAZARDOUS WASTE	TELECOM		
51	42	BRIGHTVIEW LANDSCAPE DEVELOPMENT INC., Blue Bell, Pa. ⁵¹	O	574.9	NA	100	0	0	0	0	0	0	0	0	0	0
52	50	MALCOLM DRILLING CO. INC., San Francisco, Calif.	X	573.7	818.8	68	2	0	4	0	0	21	0	0	0	0
53	61	TERRA MILLENNIUM CORP., Salt Lake City, Utah ⁵³	M/O	535.0	634.7	0	0	14	0	0	86	0	0	0	0	0
54	68	KENT COS. INC., Grand Rapids, Mich.	C	522.3	693.4	80	15	0	0	0	0	5	0	0	0	0
55	41	CLEAN EARTH, King of Prussia, Pa. ⁵⁵	O	519.7	519.7	0	0	0	0	1	0	0	96	0	0	0
56	51	THE BRANDT COS., Carrollton, Texas	M/E	519.0	443.0	70	30	0	0	0	0	0	0	0	0	0
57	84	COOPER STEEL, Shelbyville, Tenn. ⁵⁷	O	513.9	709.9	60	10	0	0	0	20	0	0	0	10	0
58	**	CONGRUEX, Boulder, Colo.	U	510.0	184.2	0	0	0	0	0	0	0	0	0	100	0
59	53	HARRIS, St. Paul, Minn.	M	504.3	658.7	46	18	2	0	0	7	0	0	0	8	0
60	54	NEW RIVER ELECTRICAL CORP., Cloverdale, Va.	U	494.2	551.1	4	0	97	0	0	0	0	0	0	0	0
61	66	MILLER ELECTRIC CO., Jacksonville, Fla.	E	494.0	315.0	60	11	2	0	0	3	1	0	23	0	0
62	71	HATZEL & BUEHLER INC., Wilmington, Del.	E	493.6	323.0	84	0	0	0	0	7	5	0	4	0	0
63	47	LIMBACH FACILITY SERVICES, Pittsburgh, Pa.	M	490.4	481.2	100	0	0	0	0	0	0	0	0	0	0
64	70	THE NEWTRON GROUP, Baton Rouge, La.	E	486.0	210.0	0	15	15	0	0	60	0	0	10	0	0
65	52	PACIFIC STEEL GROUP, San Diego, Calif.	ST	479.9	NA	70	0	0	5	5	0	20	0	0	0	0
66	56	FIVE STAR ELECTRIC CORP., Ozone Park, N.Y.	E	477.1	237.2	1	0	0	0	0	0	100	0	0	0	0
67	59	HARDER MECHANICAL CONTRACTORS INC., Portland, Ore.	M	470.0	540.0	10	45	5	0	0	30	5	0	5	0	0
68	79	U.S. ENGINEERING CO. HOLDINGS, Kansas City, Mo.	M	469.4	249.0	75	5	0	0	0	0	0	0	20	0	0
69	95	THE STATE GROUP INC., Franklin, Tenn.	E	461.1	484.9	9	35	8	0	2	41	3	0	2	0	0
70	82	MOTOR CITY ELECTRIC CO., Detroit, Mich.	E	454.5	386.7	0	0	0	0	0	0	0	0	0	0	0
71	69	WAYNE J. GRIFFIN ELECTRIC INC., Holliston, Mass.	E	453.9	470.2	75	6	0	0	6	0	1	0	12	0	0
72	67	PLATEAU EXCAVATION INC., Austell, Ga.	X	450.2	419.8	100	0	0	0	0	0	0	0	0	0	0
73	64	MMC CONTRACTORS INC., Kansas City, Mo.	M	444.7	705.6	30	5	0	5	5	15	0	0	0	0	0
74	102	CONCRETE STRATEGIES, St. Louis, Mo.	C	443.0	NA	20	30	0	0	0	40	10	0	0	0	0
75	55	MACDONALD-MILLER FACILITY SOLUTIONS, Seattle, Wash.	M	436.0	385.0	90	10	0	0	0	0	0	0	0	0	0
76	63	BARNHART CRANE AND RIGGING, Memphis, Tenn. ⁷⁶	O	430.0	450.0	10	10	30	0	0	45	5	0	0	0	0
77	74	MCKENNEY'S INC., Atlanta, Ga.	M	428.3	414.6	100	0	0	0	0	0	0	0	0	0	0
78	78	DANELLA COS. INC., Plymouth Meeting, Pa.	U	420.0	420.0	0	0	40	0	0	0	0	0	40	0	0
79	92	MURPHY CO., St. Louis, Mo.	M	408.3	386.4	65	23	0	0	0	7	5	0	0	0	0
80	72	PAN-PACIFIC MECHANICAL LLC, Fountain Valley, Calif.	M	405.3	511.0	89	0	0	0	0	0	11	0	0	0	0
81	62	ISEC INC., Greenwood Village, Colo. ⁸¹	O	404.2	541.6	73	2	0	0	0	0	25	0	0	0	0
82	87	ROGERS, Alpharetta, Ga.	E	403.0	528.0	70	0	0	0	0	0	0	0	0	0	0
83	83	GAYLOR ELECTRIC INC., Indianapolis, Ind.	E	402.3	445.3	26	47	4	0	0	11	7	0	5	0	0
84	75	MURRAY CO., East Rancho Dominguez, Calif.	M	395.8	NA	60	30	0	0	10	0	0	0	0	0	0
85	123	KEELEY CONSTRUCTION, St. Louis, Mo. ⁸⁵	O	394.0	350.0	18	15	28	12	5	10	12	0	0	0	0
86	65	HELLAS CONSTRUCTION INC., Cedar Park, Texas ⁸⁶	O	389.1	365.0	100	0	0	0	0	0	0	0	0	0	0
87	80	HELM GROUP, Freeport, Ill.	M	389.0	427.3	72	0	5	3	0	20	0	0	0	0	0
88	81	J. F. AHERN CO., Fond du Lac, Wis.	M/F	388.3	352.9	40	40	1	3	8	8	0	0	0	0	0
89	104	HB GLOBAL LLC, Harrisburg, Penn.	M	367.7	296.8	90	6	0	0	0	4	0	0	0	0	0
90	144	JOHN E. GREEN CO., Highland Park, Mich.	M	360.8	360.8	35	40	10	0	5	5	0	5	0	0	0
91	97	HARMON INC., Bloomington, Minn.	G	349.4	325.4	100	0	0	0	0	0	0	0	0	0	0
92	73	O'CONNELL ELECTRIC CO. INC., Victor, N.Y.	E	348.0	300.0	20	5	5	0	2	5	3	0	5	0	0
93	179	ALTERMAN INC., San Antonio, Texas	E	347.3	376.1	15	15	5	0	40	10	0	0	5	0	0
94	110	WESTERN PARTITIONS INC., Wilsonville, Ore.	W	345.0	345.0	100	0	0	0	0	0	0	0	0	0	0
95	111	CLEVELAND ELECTRIC CO., Atlanta, Ga.	E	339.3	NA	35	5	10	10	0	10	20	0	10	0	0
96	89	TAS CONCRETE CONSTRUCTION LLC, Houston, Texas	C	337.5	337.5	100	0	0	0	0	0	0	0	0	0	0
97	101	RK INDUSTRIES LLC, Denver, Colo. ⁹⁷	M	335.0	501.0	38	16	0	0	0	0	28	0	12	0	0
98	98	HILL MECHANICAL CORP., Franklin Park, Ill.	M/SH	323.3	NA	100	0	0	0	0	0	0	0	0	0	0
99	126	S&F CONCRETE CONTRACTORS CORP., Hudson, Mass.	C	319.5	267.3	84	13	1	1	0	0	1	0	1	0	0
100	85	WDF INC., Mount Vernon, N.Y.	M	314.2	200.1	67	0	0	15	0	0	19	0	0	0	0

FOOTNOTES: 51 = LANDSCAPING; 53 = REFRACTORY; 55 = SOIL TREATMENT AND RECYCLING; 57 = STRUCTURAL STEEL FABRICATION; 76 = LIFTING AND TRANSPORTATION; 81 = INTERIOR FURNITURE & FIXTURES; 85 = ASPHALT PAVING; 86 = GENERAL CONTRACTOR; 88 = SPORTS CONSTRUCTION; 97 = MISSION CRITICAL SERVICE WATER AND ENERGY.

#191

IVEY MECHANICAL was purchased
in December by Comfort Systems
USA, ranked at No. 11 on the current
Top 600 list.

RANK 2022	RANK 2021	FIRM	FIRM TYPE	2021 REVENUE (\$ MIL)		MARKETS (% OF 2021 REVENUE)										
				TOTAL REVENUE	NEW CONTRACTS	GENERAL BUILDING	MANUFACTURING	POWER	WATER SUPPLY	SEWER / WASTE	INDUS. / PETROLEUM	TRANSPORTATION	HAZARDOUS WASTE	TELECOM		
101	163	FESSLER & BOWMAN INC., Flushing, Mich.	C	313.8	389.0	25	30	0	3	3	30	10	0	0		
102	109	WACHTER INC., Lenexa, Kan. ¹⁰²	E	305.2	388.3	2	1	0	0	0	12	0	0	74		
103	88	SME INDUSTRIES INC., West Jordan, Utah ¹⁰³	ST/O	303.4	210.0	85	0	0	0	0	0	15	0	0		
104	106	P1 GROUP INC., Lenexa, Kan.	M/E	297.0	150.0	49	16	0	0	2	16	0	0	17		
105	**	BAKER ELECTRIC INC., Escondido, Calif.	E	294.6	282.5	57	0	23	1	2	2	7	0	8		
106	**	BMWC CONSTRUCTORS INC., Indianapolis, Ind.	M	291.0	NA	0	60	10	0	0	30	0	0	0		
107	130	INDEPENDENCE EXCAVATING INC., Independence, Ohio	X/D	286.6	316.3	17	5	0	5	10	10	45	3	5		
108	119	DRILL TECH DRILLING & SHORING INC., Antioch, Calif.	X	285.9	337.7	25	0	5	10	10	0	40	0	0		
109	103	FISK ELECTRIC CO., Houston, Texas	E	284.2	180.7	63	0	0	16	0	0	21	0	0		
110	120	PRECISION WALLS INC., Cary, N.C. ¹¹⁰	W	281.1	220.6	96	4	0	0	0	0	0	0	0		
111	136	CVC HOLDING CORP., Sacramento, Calif.	C	277.3	258.0	100	0	0	0	0	0	0	0	0		
112	118	NATIONS ROOF, Mobile, Ala.	R	275.0	275.0	60	30	0	0	0	10	0	0	0		
113	114	EGAN CO., Champlin, Minn. ¹¹³	E	273.6	209.6	65	16	0	2	0	0	17	0	0		
114	100	CROWN CORR INC., Gary, Ind.	SH/G	269.0	289.0	73	3	0	0	0	0	14	0	10		
115	91	THE RAYMOND GROUP, Orange, Calif.	W	268.1	216.3	100	0	0	0	0	0	0	0	0		
116	116	BRANDENBURG INDUSTRIAL SERVICE CO., Elmhurst, Ill.	D	265.2	NA	5	10	15	0	0	50	10	10	0		
117	121	HERMANSON CO., Kent, Wash.	M	265.2	277.8	83	6	0	0	0	0	11	0	0		
118	112	ISC CONSTRUCTORS LLC, Baton Rouge, La.	E	265.0	NA	0	0	0	0	0	100	0	0	0		
119	**	INGLETT & STUBBS LLC, Mableton, Ga.	E	261.7	314.0	97	0	0	0	0	0	0	0	3		
120	105	J. DERENZO CO., Brockton, Mass.	X	261.0	198.0	100	0	0	0	0	0	0	0	0		
121	151	TRI-CITY ELECTRIC CO. OF IOWA, Davenport, Iowa	E	259.8	199.2	62	27	1	0	1	0	2	0	7		
122	77	WALKER ENGINEERING INC., Irving, Texas	E	254.0	324.0	50	15	0	0	0	0	0	0	35		
123	115	BAKER ROOFING CO., Raleigh, N.C.	R	249.7	249.7	100	0	0	0	0	0	0	0	0		
124	139	CEC FACILITIES GROUP, Irving, Texas ¹²⁴	E	248.0	298.0	10	50	10	0	0	15	0	0	15		
125	158	BAKER GROUP, Ankeny, Iowa ¹²⁵	M/SH	243.8	330.9	55	5	0	0	5	20	0	0	15		
126	133	ENCORE ELECTRIC INC., Lakewood, Colo.	E	240.0	240.0	78	0	0	0	0	0	0	0	22		
127	135	VEIT & CO. INC., Rogers, Minn. ¹²⁷	X	237.8	204.8	37	5	8	6	3	3	15	0	0		
128	155	WEST VALLEY CONSTRUCTION CO. INC., Campbell, Calif.	U	236.0	236.0	0	0	19	62	0	0	0	0	19		
129	**	ACOUSTI ENGINEERING CO. OF FLORIDA, Orlando, Fla.	W	235.7	230.3	70	0	0	0	0	0	30	0	0		
130	**	ROGERS BUILDING SOLUTIONS, Douglasville, Ga.	M	235.4	249.4	90	10	0	0	0	0	0	0	0		
131	125	INTERSTATES, Sioux Center, Iowa	E	233.3	301.1	0	4	6	0	2	74	0	0	0		
132	137	KHS&S CONTRACTORS, Tampa, Fla.	W	232.9	NA	100	0	0	0	0	0	0	0	0		
133	117	BOND CIVIL & UTILITY CONSTRUCTION INC., Medford, Mass. ¹³³	U	230.0	177.5	10	4	37	0	0	33	16	0	0		
134	108	WT BYLER CO. INC., Houston, Texas ¹³⁴	X/O	230.0	474.0	25	0	0	0	0	46	0	0	0		
135	129	MANAFORT BROTHERS INC., Plainville, Conn. ¹³⁵	X	228.4	184.0	43	0	3	0	0	2	41	9	0		
136	164	NEWKIRK ELECTRIC ASSOCIATES INC., Muskegon, Mich.	E	222.5	112.0	0	17	55	1	0	7	0	0	20		
137	159	E.M. DUGGAN INC., Canton, Mass.	M	222.0	184.0	100	0	0	0	0	0	0	0	0		
138	156	IREX CONTRACTING GROUP, Lancaster, Pa. ¹³⁸	O	221.4	216.2	38	10	20	0	1	26	1	0	0		
139	142	RYAN INC. CENTRAL, Janesville, Wis.	X	221.1	156.9	39	0	8	0	53	0	0	0	0		
140	143	PENHALL CO., Anaheim, Calif.	D	220.3	156.5	40	5	0	10	5	5	30	0	5		
141	153	W&W GLASS LLC, Nanuet, N.Y.	G	220.0	200.0	50	0	0	0	0	0	50	0	0		
142	162	COMMONWEALTH ELECTRIC CO. OF THE MIDWEST, Lincoln, Neb.	E	219.1	261.6	49	0	1	0	0	42	3	0	4		
143	127	NATIONAL CONSTRUCTION ENTERPRISES INC., Ypsilanti, Mich.	W	218.8	178.4	100	0	0	0	0	0	0	0	0		
144	178	D.H. GRIFFIN WRECKING CO. INC., Greensboro, N.C.	D	214.8	214.8	30	15	40	0	1	5	2	0	7		
145	141	SAUER HOLDINGS INC., Pittsburgh, Pa.	M	213.6	122.3	85	0	0	0	0	15	0	0	0		
146	161	CALIFORNIA DRYWALL, San Jose, Calif.	W	213.6	220.0	100	0	0	0	0	0	0	0	0		
147	168	PACIFIC RIM MECHANICAL CONTRACTORS INC., San Diego, Calif.	M	213.4	NA	100	0	0	0	0	0	0	0	0		
148	152	ERMCO INC., Indianapolis, Ind.	E	212.0	104.4	60	10	0	0	0	5	5	0	20		
149	94	ELECTRA USA INC., New York, N.Y.	M/E	211.0	240.0	54	0	6	0	1	0	34	0	5		
150	138	ALLISON SMITH CO., Smyrna, Ga.	E	209.3	209.0	100	0	0	0	0	0	0	0	0		

FOOTNOTES: 102 = NOT REPORTED; 103 = FABRICATION OF STEEL; 110 = COMMERCIAL CLADDING; 113 = BUILDING AUTOMATION; 124 = NOT REPORTED; 125 = AUTOMATION & SECURITY; 127 = INDUSTRIAL CLEANING, CIPP, DREDGING & DIVING; 133 = NOT REPORTED; 134 = RAILROAD CONSTRUCTION; 135 = MISC; 138 = INSULATION

RANK 2022	RANK 2021	FIRM	FIRM TYPE	2021 REVENUE (\$ MIL)		MARKETS (% OF 2021 REVENUE)									
				TOTAL REVENUE	NEW CONTRACTS	GENERAL BUILDING	MANUFACTURING	POWER	WATER SUPPLY	SEWER / WASTE	INDUS. / PETROLEUM	TRANSPORTATION	HAZARDOUS WASTE	TELECOM	
151	166	SARGENT ELECTRIC CO., Pittsburgh, Pa.	E	207.5	281.1	12	3	18	0	4	22	2	0	6	
152	237	VAN ERT ELECTRIC CO. INC., Wausau, Wis.	E	206.9	206.9	15	15	0	0	10	50	5	0	5	
153	113	MCCLURE CO., Harrisburg, Pa.	M	205.5	231.8	75	5	5	0	5	5	0	0	0	
154	150	JMEG LLC, Farmers Branch, Texas	E	205.1	132.7	52	45	0	0	0	0	3	0	0	
155	131	PETILLO INC., Flanders, N.J. ¹⁵⁵	U/O	203.3	271.9	100	0	0	0	0	0	0	0	0	
156	140	GUARANTEE ELECTRICAL CO., St. Louis, Mo.	E	203.0	NA	50	15	5	5	10	5	0	0	10	
157	145	CONDON-JOHNSON & ASSOCIATES INC., Oakland, Calif.	X	200.0	200.0	50	0	0	0	0	0	50	0	0	
158	211	ACE ELECTRIC INC., Valdosta, Ga.	E	200.0	156.1	50	40	0	0	0	0	5	0	5	
159	147	BEAVER EXCAVATING CO., Canton, Ohio	X	199.8	213.8	16	0	16	4	37	7	20	0	0	
160	122	NEVELL GROUP INC., Brea, Calif.	W	196.9	82.0	100	0	0	0	0	0	0	0	0	
161	275	PACIFIC STRUCTURES INC., San Francisco, Calif.	C	196.7	298.7	100	0	0	0	0	0	0	0	0	
162	**	CAPFORM INC., Carrollton, Texas	C	194.0	297.0	100	0	0	0	0	0	0	0	0	
163	160	AMTECK LLC, Lexington, Ky.	E	193.2	202.4	5	70	0	0	0	10	0	0	15	
164	**	TRI-CITY ELECTRICAL CONTRACTORS INC., Altamonte Springs, Fla.	E	193.0	192.3	90	0	0	0	0	0	0	0	0	
165	157	DECKER ELECTRIC CO. INC., San Francisco, Calif.	E	192.0	250.0	100	0	0	0	0	0	0	0	0	
166	230	MENARD GROUP USA, Carnegie, Pa.	X	190.1	218.4	85	1	1	0	1	3	10	0	0	
167	174	MARTIN CONCRETE CONSTRUCTION, Kennesaw, Ga.	C	190.0	272.6	100	0	0	0	0	0	0	0	0	
168	154	LAKE ERIE ELECTRIC COS., Westlake, Ohio	E	189.7	189.7	35	30	0	0	5	15	0	0	15	
169	173	ATLANTIC CONSTRUCTORS INC., Richmond, Va. ¹⁶⁹	M	189.1	156.0	70	20	0	0	0	10	0	0	0	
170	231	DALEY'S DRYWALL, Campbell, Calif.	W	185.6	108.2	100	0	0	0	0	0	0	0	0	
171	107	THE MORSE GROUP INC., Freeport, Ill.	E	184.4	295.7	25	0	45	0	15	15	0	0	0	
172	181	W.A. RASIC CONSTRUCTION CO. INC., Long Beach, Calif.	U	184.2	376.4	0	0	40	40	3	15	0	0	3	
173	182	PRISM ELECTRIC, Garland, Texas	E	184.0	139.3	88	5	0	0	1	0	0	0	7	
174	170	BAKER TRIANGLE, Mesquite, Texas	W	182.9	159.0	85	15	0	0	0	0	0	0	0	
175	201	MSS SOLUTIONS, Charlotte, N.C. ¹⁷⁵	M	181.5	174.5	75	10	0	0	0	15	0	0	0	
176	177	BROADWAY ELECTRIC INC., Elk Grove Village, Ill.	E	180.4	210.1	80	5	0	0	0	5	0	0	10	
177	167	ARCOSA STABILIZED & RECYCLING, Houston, Texas ¹⁷⁷	O	179.4	173.8	7	0	0	0	0	4	1	0	0	
178	165	TWEET/GAROT MECHANICAL INC., De Pere, Wis.	M/SH	179.3	161.1	40	40	20	0	0	0	0	0	0	
179	**	BLACK & MCDONALD, Kansas City, Mo.	E	179.0	195.0	0	5	95	0	0	0	0	0	0	
180	194	KIELY FAMILY OF COS., Tinton Falls, N.J.	U	175.9	663.1	0	0	0	9	0	5	0	0	0	
181	176	VAUGHN INDUSTRIES LLC, Carey, Ohio	E	175.0	172.0	45	30	3	0	0	0	0	0	15	
182	124	BERKEL, Bonner Springs, Kan.	X	175.0	NA	71	8	3	0	3	6	9	0	0	
183	225	COLLINS ELECTRICAL CO. INC., Stockton, Calif.	E	174.1	151.9	93	0	0	0	6	0	1	0	0	
184	235	RUTTURA & SONS CONSTRUCTION CO. INC., West Babylon, N.Y.	X	172.9	134.2	80	0	0	0	0	0	20	0	0	
185	188	AMPAM PARKS MECHANICAL INC., Carson, Calif.	M	170.0	185.0	100	0	0	0	0	0	0	0	0	
186	189	KILGORE INDUSTRIES, Houston, Texas	M	169.8	164.3	90	0	0	0	0	0	10	0	0	
187	222	ICON MECHANICAL, Granite City, Ill.	M	169.7	215.2	60	15	0	0	0	25	0	0	0	
188	204	W. L. FRENCH EXCAVATING CORP., North Billerica, Mass. ¹⁸⁸	X/O	169.0	254.0	75	0	0	0	25	0	0	0	0	
189	291	HODESS CLEANROOM CONSTRUCTION, North Attleboro, Mass. ¹⁸⁹	O	168.7	235.5	0	100	0	0	0	0	0	0	0	
190	193	NORTHLAND CONCRETE & MASONRY CO. LLC, Shakopee, Minn.	C/MA	167.0	205.0	70	15	0	0	0	15	0	0	0	
191	184	IVEY MECHANICAL CO., Kosciusko, Miss.	M	166.7	127.9	20	20	0	0	0	30	0	0	0	
192	200	B & I CONTRACTORS INC., Fort Myers, Fla. ¹⁹²	M	166.6	130.2	100	0	0	0	0	0	0	0	0	
193	224	KELSO-BURNETT, Rolling Meadows, Ill.	E	162.9	148.9	58	13	3	3	3	0	0	0	20	
194	239	EIS HOLDINGS LLC, Commerce City, Colo.	A	159.8	240.0	10	0	20	0	0	30	10	30	0	
195	226	R.T. MOORE CO. INC., Indianapolis, Ind.	M	156.9	180.0	100	0	0	0	0	0	0	0	0	
196	**	GREENWOOD INDUSTRIES INC., Worcester, Mass.	R	156.5	142.9	100	0	0	0	0	0	0	0	0	
197	217	CHARTER MECHANICAL, Portland, Ore.	M	156.0	189.4	15	70	0	0	0	15	0	0	0	
198	185	MTECH MECHANICAL, Westminster, Colo.	M/SH	154.8	125.5	95	5	0	0	0	0	0	0	0	
199	**	TC ELECTRIC LLC, Great Neck, N.Y.	E	154.6	191.8	0	0	0	0	0	0	93	0	8	
200	169	VALLEY ELECTRIC, Everett, Wash.	E	154.5	94.1	60	0	0	0	10	0	25	0	5	

FOOTNOTES: 155 = SITE WORK; 169 = PLANT-FACILITY SUPPORT; 175 = CONTROLS & SECURITY; 177 = RECYCLING & MATERIAL SALES; 188 = SOIL MANAGEMENT, WASTE DISPOSAL; 189 = PLUMBING; 192 =

#345

GIROUX GLASS furnished an integrated glass panel windscreen glazing system along the Metro Crenshaw/LAX Transit light rail route.

RANK 2022	RANK 2021	FIRM	FIRM TYPE	2021 REVENUE (\$ MIL)		MARKETS (% OF 2021 REVENUE)										
				TOTAL REVENUE	NEW CONTRACTS	GENERAL BUILDING	MANUFACTURING	POWER	WATER SUPPLY	SEWER / WASTE	INDUS. / PETROLEUM	TRANSPORTATION	HAZARDOUS WASTE	TELECOM		
201	262	BADSEN STEEL CORP. , Burleson, Texas	ST	154.1	149.5	100	0	0	0	0	0	0	0	0	0	0
202	**	SUMMIT INDUSTRIAL , Houston, Texas	M/X	153.8	185.0	0	45	10	0	0	45	0	0	0	0	0
203	212	SURE STEEL INC. , South Weber, Utah	ST	152.3	203.5	8	0	0	0	0	1	0	0	0	74	0
204	190	ARCHITECTURAL GLASS & ALUMINUM , Livermore, Calif.	G	151.3	179.0	90	0	0	0	0	0	10	0	0	0	0
205	263	APEX IMAGING SERVICES , Pomona, Calif.	P	150.0	150.0	100	0	0	0	0	0	0	0	0	0	0
206	180	ARDEN BUILDING CO. , Pawtucket, R.I. ²⁰⁶	M	149.0	154.5	100	0	0	0	0	0	0	0	0	0	0
207	**	CHARGE , Sacramento, Calif.	U	148.6	125.7	0	0	52	0	0	46	0	0	0	2	0
208	187	A.O. REED & CO. , San Diego, Calif.	M	148.6	239.6	100	0	0	0	0	0	0	0	0	0	0
209	183	H.J. MARTIN AND SON , Green Bay, Wis. ²⁰⁹	O	146.7	111.1	100	0	0	0	0	0	0	0	0	0	0
210	205	FRESH MEADOW MECHANICAL CORP , Fresh Meadows, N.Y. ²¹⁰	M	146.6	95.7	75	0	0	0	0	0	5	0	0	0	0
211	199	GREATER METROPLEX INTERIORS INC. , Southlake, Texas	W	146.2	160.6	100	0	0	0	0	0	0	0	0	0	0
212	186	POLK MECHANICAL CO. LLC , Grand Prairie, Texas	M	146.2	166.0	70	0	0	0	0	30	0	0	0	0	0
213	**	STRACK INC. , Fairburn, Ga. ²¹³	O	146.0	NA	75	5	0	10	10	0	0	0	0	0	0
214	241	ELLINGSON COS. , West Concord, Minn. ²¹⁴	U/O	145.8	151.2	8	0	5	4	2	21	0	0	0	2	0
215	273	WAYNE BROTHERS INC. , Davidson, N.C. ²¹⁵	C/X	145.3	145.3	40	40	6	0	0	0	0	0	0	14	0
216	215	SELECT DEMO SERVICES LLC , Salem, N.H.	D	145.1	100.5	30	5	5	0	10	5	20	25	0	0	0
217	**	PRIME CONTROLS , Lewisville, Texas ²¹⁷	O	144.9	157.0	0	20	10	35	0	5	0	0	0	30	0
218	214	WEIFIELD ELECTRICAL CONTRACTING , Centennial, Colo.	E	144.7	109.5	100	0	0	0	0	0	0	0	0	0	0
219	196	JRCRUZ CORP. , Aberdeen, N.J. ²¹⁹	U	143.5	112.3	0	0	10	0	70	0	10	0	0	0	0
220	**	MILLER SIERRA CONTRACTORS , Euless, Texas	C	143.4	154.3	100	0	0	0	0	0	0	0	0	0	0
221	192	WILSON ELECTRIC SERVICES CORP. , Tempe, Ariz.	E	141.5	150.3	90	0	0	0	0	0	0	0	0	10	0
222	**	WORTH AND CO. INC. , Pipersviller, Pa.	M/SH	141.4	128.1	77	8	0	0	0	9	0	0	0	0	0
223	172	DIVERSIFIED UTILITY SERVICES INC. , Bakersfield, Calif.	U	139.5	135.5	0	0	95	0	0	0	0	0	0	5	0
224	93	ATI RESTORATION LLC , Anaheim, Calif. ²²⁴	O	137.9	327.9	75	0	0	0	0	0	0	25	0	0	0
225	146	YTG LLC , Philadelphia, Miss. ²²⁵	E	135.0	231.0	48	22	2	0	0	26	2	0	0	0	0
226	258	LETSOS CO. , Houston, Texas	M	134.2	41.3	90	0	0	0	0	10	0	0	0	0	0
227	228	ADAMS ELECTRIC CO. , Greensboro, N.C.	E	134.1	121.7	83	8	0	0	0	9	0	0	0	0	0
228	**	RAILROAD CONSTRUCTION CO. INC. , Southampton, N.J. ²²⁸	C/X	133.9	110.1	0	0	28	0	30	10	25	0	0	0	0
229	206	F.L. CRANE & SONS INC. , Fulton, Miss. ²²⁹	W	133.2	149.9	86	11	0	0	1	0	3	0	0	0	0
230	244	P.A.L. ENVIRONMENTAL SAFETY CORP. , Long Island City, N.Y.	A	133.1	161.2	100	0	0	0	0	0	0	0	0	0	0
231	257	THE ALLOY GROUP (FORMLY PRISM SPECTRUM HOLDINGS) , Export, Pa. ²³¹	D/A	131.2	121.2	34	0	0	0	0	8	0	58	0	0	0
232	218	DONLEY'S , Cleveland, Ohio	C	130.9	83.9	99	0	0	1	0	0	0	0	0	0	0
233	306	HUMPHREY & ASSOCIATES INC. , Carrollton, Texas	M/E	130.1	NA	60	10	0	0	0	30	0	0	0	0	0
234	207	KALKREUTH ROOFING AND SHEET METAL , Wheeling, W.Va.	R	129.4	126.0	74	8	0	0	2	4	2	5	5	0	0
235	208	TILSON TECHNOLOGY MANAGEMENT INC. , Portland, Maine ²³⁵	O	128.9	321.4	0	0	0	0	0	0	0	0	0	100	0
236	**	MEI RIGGING & CRATING LLC , Albany, Ore. ²³⁶	O	128.9	130.0	10	40	0	0	0	10	0	0	0	40	0
237	213	ROMMEL CONSTRUCTION GROUP , Lititz, Pa.	M/E	128.5	131.6	80	0	0	0	0	0	20	0	0	0	0
238	202	SOUTHERN AIR INC. , Lynchburg, Va.	M	126.6	130.5	83	8	0	0	0	9	0	0	0	0	0
239	229	VENTANA , Chicago, Ill.	G	125.9	NA	100	0	0	0	0	0	0	0	0	0	0
240	272	ENTERPRISE PROPERTIES INC. , Omaha, Neb.	C	125.4	120.0	56	5	0	5	16	0	18	0	0	0	0
241	266	MCKAMISH INC. , Pittsburgh, Pa. ²⁴¹	M/SH	124.0	69.5	95	2	0	0	0	2	1	0	0	0	0
242	259	A-C ELECTRIC CO. , Bakersfield, Calif.	E	123.3	81.0	32	20	19	2	0	8	5	0	4	0	0
243	250	MARTELL SERVICES GROUP INC. , South Bend, Ind.	E	123.2	84.6	54	6	0	4	6	0	20	0	10	0	0
244	314	PRECISION CONCRETE CONSTRUCTION INC. , Alpharetta, Ga.	C	122.6	115.3	45	52	0	0	0	0	3	0	0	0	0
245	195	DUCCI ELECTRICAL CONTRACTORS INC. , Farmington, Conn.	E	122.5	79.2	50	0	0	0	0	0	50	0	0	0	0
246	277	ROYAL ELECTRIC CO. , Sacramento, Calif.	E	122.0	159.7	25	0	0	0	5	0	70	0	0	0	0
247	219	THE WILLIAMS GROUP , Merrifield, Va. ²⁴⁷	ST/O	121.0	100.1	63	0	0	0	0	0	13	0	0	0	0
248	247	GOYETTE MECHANICAL CO. , Flint, Mich.	M/SH	120.7	110.0	50	50	0	0	0	0	0	0	0	0	0
249	232	CORBINS ELECTRIC , Phoenix, Ariz.	E	120.4	67.6	11	64	0	0	0	0	2	0	23	0	0
250	286	NEW ENGLAND FINISH SYSTEMS , Salem, N.H. ²⁵⁰	W	119.5	88.1	100	0	0	0	0	0	0	0	0	0	0

FOOTNOTES: 206 = ENGR; 209 = ENGR; 210 = FLOORING; 211 = FLOORING; 212 = FLOORING; 213 = FLOORING; 214 = FLOORING; 215 = FLOORING; 216 = FLOORING; 217 = FLOORING; 218 = FLOORING; 219 = FLOORING; 220 = FLOORING; 221 = FLOORING; 222 = FLOORING; 223 = FLOORING; 224 = FLOORING; 225 = FLOORING; 226 = FLOORING; 227 = FLOORING; 228 = FLOORING; 229 = FLOORING; 230 = FLOORING; 231 = FLOORING; 232 = FLOORING; 233 = FLOORING; 234 = FLOORING; 235 = FLOORING; 236 = FLOORING; 237 = FLOORING; 238 = FLOORING; 239 = FLOORING; 240 = FLOORING; 241 = FLOORING; 242 = FLOORING; 243 = FLOORING; 244 = FLOORING; 245 = FLOORING; 246 = FLOORING; 247 = FLOORING; 248 = FLOORING; 249 = FLOORING; 250 = FLOORING.

RANK 2022	RANK 2021	FIRM	FIRM TYPE	2021 REVENUE (\$ MIL)		MARKETS (% OF 2021 REVENUE)									
				TOTAL REVENUE	NEW CONTRACTS	GENERAL BUILDING	MANUFACTURING	POWER	WATER SUPPLY	SEWER / WASTE	INDUS. / PETROLEUM	TRANSPORTATION	HAZARDOUS WASTE	TELECOM	
251	236	INDUSTRIAL POWER SYSTEMS INC., Rossford, Ohio	M	119.3	NA	0	45	18	0	0	37	0	0	0	
252	149	DELTA DIVERSIFIED ENTERPRISES INC., Tempe, Ariz.	E	119.2	197.7	30	30	0	0	0	0	0	0	40	
253	216	SPC MECHANICAL, Wilson, N.C. ²⁵³	M/O	119.0	169.0	95	5	0	0	0	0	0	0	0	
254	242	NEAD ELECTRIC, East Rutherford, N.J.	E	118.9	74.7	100	0	0	0	0	0	0	0	0	
255	221	NICHOLSON CONSTRUCTION CO., Canonsburg, Pa.	X	118.3	124.2	17	0	5	56	12	4	6	0	0	
256	**	FEYEN ZYLSTRA LLC, Grand Rapids, Mich.	E	117.4	78.9	38	40	0	0	2	12	0	0	8	
257	252	BEL-AIRE MECHANICAL, Phoenix, Ariz.	M	117.4	81.9	50	10	0	0	0	0	0	0	40	
258	132	CUMMINGS ELECTRICAL, Fort Worth, Texas	E	117.1	120.0	79	17	0	0	0	0	0	0	4	
259	**	HYPower, Fort Lauderdale, Fla.	E	116.0	128.0	40	0	10	0	0	0	25	0	25	
260	203	W.G. TOMKO INC., Finleyville, Pa.	M	115.6	178.4	90	0	1	2	2	3	0	0	0	
261	233	RICHARD GOETTLE INC., Cincinnati, Ohio	X	115.2	129.1	0	0	0	0	0	0	0	0	0	
262	287	GAINES & CO., Reisterstown, Md. ²⁶²	U	115.0	135.0	90	0	0	10	0	0	0	0	0	
263	223	MARATHON ELECTRICAL CONTRACTORS INC., Irondale, Ala.	E	114.6	165.1	77	6	0	0	0	0	0	0	17	
264	264	COMNET COMMUNICATIONS LLC, Bethel, Conn. ²⁶⁴	O	113.8	108.2	0	0	0	0	0	0	0	0	100	
265	**	PAUL JOHNSON DRYWALL, Phoenix, Ariz. ²⁶⁵	W	113.6	NA	100	0	0	0	0	0	0	0	0	
266	261	MIDWEST DRYWALL CO. INC., Wichita, Kan.	W	112.6	113.1	100	0	0	0	0	0	0	0	0	
267	**	ADVANCED GREEN TECHNOLOGIES, Fort Lauderdale, Fla. ²⁶⁷	R	112.1	NA	100	0	0	0	0	0	0	0	0	
268	260	AMERICAN DIRECT, Lenexa, Kan. ²⁶⁸	O	112.0	103.5	85	15	0	0	0	0	0	0	0	
269	284	WESTERN ALLIED MECHANICAL, Menlo Park, Calif.	M/SH	111.8	111.8	95	5	0	0	0	0	0	0	0	
270	397	THE SYSTEMS GROUP INC., El Dorado, Ark. ²⁷⁰	M/O	111.8	128.5	0	0	0	0	0	100	0	0	0	
271	280	THE TRI-M GROUP LLC, Kennett Square, Pa. ²⁷¹	E	110.8	103.6	45	30	5	0	0	5	2	0	5	
272	227	OWEN STEEL CO. INC., Columbia, S.C. ²⁷²	O	110.1	138.9	20	0	0	0	0	5	50	0	0	
273	246	MASSEY'S PLATE GLASS & ALUMINUM INC, Branford, Conn.	G	109.0	210.0	100	0	0	0	0	0	0	0	0	
274	270	FIORE & SONS INC., Denver, Colo. ²⁷⁴	X/O	108.5	108.5	70	20	0	10	0	0	0	0	0	
275	399	JDC DEMOLITION CO. INC., Boston, Mass.	D	107.7	85.2	80	10	10	0	0	0	0	0	0	
276	245	PDM CONSTRUCTORS INC., North Wales, Pa.	W	107.6	63.7	100	0	0	0	0	0	0	0	0	
277	269	STARK EXCAVATING INC., Bloomington, Ill. ²⁷⁷	U/C/X	107.2	110.2	9	4	0	3	6	0	78	0	0	
278	256	GREENBERRY INDUSTRIAL LLC, Vancouver, Wash. ²⁷⁸	M/O	107.0	137.0	0	15	8	0	0	65	3	9	0	
279	**	DELAWARE ELEVATOR INC., Salisbury, Md. ²⁷⁹	M	105.5	200.0	80	20	0	0	0	0	0	0	0	
280	271	M. G. MCGRATH INC., Maplewood, Minn.	SH/G	105.0	105.0	94	0	0	0	0	0	6	0	0	
281	307	SCHLOUCH INC., Blandon, Pa. ²⁸¹	X	104.9	130.5	47	1	0	7	21	0	23	0	0	
282	298	BUIST ELECTRIC INC., Byron Center, Mich.	E	104.7	58.0	60	10	0	0	0	10	0	0	10	
283	301	QUESTMARK A DIVISION OF CENTIMARK CORP., Canonsburg, Pa. ²⁸³	O	104.1	105.8	100	0	0	0	0	0	0	0	0	
284	249	RACHEL CONTRACTING, St. Michael, Minn.	X	103.3	124.6	67	0	19	0	0	12	2	0	0	
285	305	MUTH ELECTRIC INC., Mitchell, S.D.	E	103.2	135.2	33	18	16	1	7	11	8	0	6	
286	342	OLSSON INDUSTRIAL ELECTRIC, Springfield, Ore.	E	103.0	137.0	10	10	0	35	0	45	0	0	0	
287	309	CHERRY COATINGS, Carrollton, Texas	P	102.6	183.9	84	4	0	0	0	1	0	0	10	
288	255	POYNTER, Greenwood, Ind.	SH	102.2	101.8	75	15	0	0	5	5	0	0	0	
289	267	INTEX ELECTRICAL CONTRACTORS INC., Forney, Texas	E	102.1	72.8	100	0	0	0	0	0	0	0	0	
290	220	CHAMPION PAINTING SPECIALTY SERVICES, Fort Lauderdale, Fla.	P	102.1	86.8	0	5	25	0	0	20	50	0	0	
291	243	ELDECO INC., Greenville, S.C.	E	101.9	175.8	20	40	0	0	0	40	0	0	0	
292	334	WARD ELECTRIC CO. INC., Longmont, Colo.	E	101.2	101.2	5	0	0	0	0	3	0	0	5	
293	288	PITTSBURG TANK & TOWER GROUP INC., Henderson, Ky.	ST	99.7	105.1	21	5	14	7	0	20	4	10	19	
294	346	CANNON & WENDT ELECTRIC CO. INC., Phoenix, Ariz.	E	98.8	143.3	70	0	0	0	0	0	0	0	30	
295	353	GRAYDAZE CONTRACTING INC., Alpharetta, Ga.	P	98.3	109.3	95	5	0	0	0	0	0	0	0	
296	357	CB STRUCTURES, Pompano Beach, Fla. ²⁹⁶	C/O	98.0	116.0	100	0	0	0	0	0	0	0	0	
297	339	MCCARL'S LLC, Beaver Falls, Pa.	M	97.5	43.7	0	0	34	18	0	48	0	0	0	
298	359	SERETTA CONSTRUCTION INC., Apopka, Fla.	C	97.2	97.2	70	30	0	0	0	0	0	0	0	
299	282	UNIVERSAL BUILDERS SUPPLY, New Rochelle, N.Y. ²⁹⁹	O	97.0	90.0	100	0	0	0	0	0	0	0	0	
300	294	B. T. MANCINI CO. INC., Milpitas, Calif. ³⁰⁰	O	96.4	107.5	90	0	0	0	0	0	10	0	0	

FOOTNOTES: ²⁵³ = PLUMBING; ²⁶¹ = NOT REPORTED; ²⁶² = ROADS; ²⁶⁴ = LOW VOLTAGE ELECTRICAL; ²⁶⁵ = GYPSUM UNDERLAYMENTS AND WATERPROOFING; ²⁶⁷ = SOLAR; ²⁶⁸ = MECHANICAL AND ELECTRONIC DOORS, FRAMES, AND BUILDERS HARDWARE; ²⁷⁰ = PROCESS PIPING; ²⁷¹ = TELECOMMUNICATIONS; ²⁷² = STEEL FABRICATION AND SUBCONTRACTED STEEL ERECTION; ²⁷⁴ = NOT REPORTED; ²⁷⁷ = BRIDGE & CULVERT; ²⁷⁸ = FABRICATION; ²⁷⁹ = ASPHALT PAVING; ²⁸¹ = COMMERCIAL FLOORING; ²⁸⁶ = WOOD FRAME; ²⁸⁹ = SCAFFOLDING; ³⁰⁰ = FLOORING, METAL DECKING, EXTERIOR WALL SYSTEMS.

#385

SIERRA PACIFIC WEST is the soil and grading contractor on the \$1.3-billion Gaylor Pacific Resort & Convention Center in Chula Vista, Calif.

RANK 2022	RANK 2021	FIRM	FIRM TYPE	2021 REVENUE (\$ MIL)		MARKETS (% OF 2021 REVENUE)									
				TOTAL REVENUE	NEW CONTRACTS	GENERAL BUILDING	MANUFACTURING	POWER	WATER SUPPLY	SEWER / WASTE	INDUS. / PETROLEUM	TRANSPORTATION	HAZARDOUS WASTE	TELECOM	
301	234	NASHVILLE MACHINE CO. INC., Nashville, Tenn. ³⁰¹	M	95.6	88.7	71	2	0	0	0	0	1	26	0	0
302	**	NEXTEGE, Alpharetta, Ga.	U	95.3	122.5	0	0	0	0	0	0	0	1	0	99
303	297	STONEBRIDGE INC., South Plainfield, N.J.	ST	95.0	27.4	55	0	0	0	0	0	0	45	0	0
304	350	BUESING CORP, Phoenix, Ariz.	C/X	94.5	110.0	40	50	0	0	5	0	5	0	0	0
305	265	HARDROCK CONCRETE PLACEMENT CO. INC., Phoenix, Ariz.	C	93.7	175.3	100	0	0	0	0	0	0	0	0	0
306	329	JOHNSON AND JORDAN INC., Scarborough, Maine	M	93.3	80.0	90	10	0	0	0	0	0	0	0	0
307	323	MID-CITY ELECTRIC/TECH., Westerville, Ohio	E	93.1	63.5	52	5	0	0	0	0	7	0	0	36
308	281	SUN VALLEY MASONRY INC., Phoenix, Ariz.	MA	93.0	93.0	100	0	0	0	0	0	0	0	0	0
309	328	TAYLOR ELECTRIC INC., Salt Lake City, Utah	E	92.9	75.4	82	0	0	0	0	0	17	0	0	1
310	278	C3M POWER SYSTEMS LLC, Capitol Heights, Md.	E	92.8	94.7	3	0	1	0	0	0	0	96	0	0
311	209	JB HENDERSON CONSTRUCTION CO. INC., Albuquerque, N.M.	M	92.3	57.1	40	60	0	0	0	0	0	0	0	0
312	210	FLY & FORM STRUCTURES INC., Atlanta, Ga.	C	91.4	58.6	100	0	0	0	0	0	0	0	0	0
313	321	W.A. CHESTER, Lanham, N.C.	U	91.0	106.8	0	0	100	0	0	0	0	0	0	0
314	251	AREA ENERGY & ELECTRIC INC., Sidney, Ohio	M/E	90.4	17.0	35	25	0	0	0	40	0	0	0	0
315	254	JACOBSON & CO. INC., Elizabeth, N.J.	W	90.0	64.7	100	0	0	0	0	0	0	0	0	0
316	**	TEC-CORP., Sioux City, Iowa	E	89.2	56.0	48	18	0	0	3	23	0	0	0	8
317	**	BEI CONSTRUCTION INC., Alameda, Calif. ³¹⁷	E	89.0	89.0	0	0	75	0	0	0	0	0	0	25
318	341	KIMMINS CONTRACTING CORP., Tampa, Fla.	U	88.5	180.0	0	0	5	25	55	0	15	0	0	0
319	335	BOUDREAU PIPELINE CORP., Corona, Calif.	U	87.1	97.4	100	0	0	0	0	0	0	0	0	0
320	303	JOSLIN CONSTRUCTION, Porter, Texas	U/C/X	86.4	115.7	100	0	0	0	0	0	0	0	0	0
321	279	J&E COS., Grand Prairie, Texas	MA/W	86.0	109.1	100	0	0	0	0	0	0	0	0	0
322	293	CASTLE CONTRACTING LLC, St. Louis, Mo.	U/X	85.8	83.0	59	2	34	0	3	1	0	0	0	1
323	240	OKLAHOMA ELECTRICAL SUPPLY CO. (OESCO), Oklahoma City, Okla. ³²³	E	85.0	56.8	71	0	15	0	0	1	0	0	0	10
324	316	BERMUDEZ LONGO DIAZ-MASSO LLC, Guaynabo, Puerto Rico ³²⁴	M/E/O	85.0	65.0	35	5	5	5	0	10	10	0	0	30
325	369	SOWLES CO., Shakopee, Minn.	ST	84.3	41.0	30	25	0	0	0	40	5	0	0	0
326	304	FLAGGER FORCE, Hummelstown, Pa. ³²⁶	O	84.0	84.0	0	0	45	0	0	0	20	0	0	35
327	289	PATRIOT ERECTORS LLC, Dripping Springs, Texas ³²⁷	ST/O	83.3	83.3	80	0	0	0	0	20	0	0	0	0
328	311	PIONEER CLADDING & GLAZING SYSTEMS INC., Mason, Ohio	G	83.1	93.0	100	0	0	0	0	0	0	0	0	0
329	315	BARNUM & CELILLO ELECTRIC INC., Sacramento, Calif.	E	83.0	83.0	50	10	0	0	0	10	0	0	0	0
330	405	PERSONS SERVICES CORP., Mobile, Ala. ³³⁰	O	83.0	89.9	70	0	0	10	0	20	0	0	0	0
331	**	J-TRACK LLC, Whitestone, N.Y.	X/ST	83.0	83.0	0	0	0	0	0	0	100	0	0	0
332	356	R. W. WARNER INC., Frederick, Md.	M	82.1	69.9	70	30	0	0	0	0	0	0	0	0
333	318	SCHREIBER CORP., Wixom, Mich.	R	81.0	80.0	5	75	5	0	0	15	0	0	0	0
334	302	BIERLEIN COS. INC., Midland, Mich.	D	80.6	58.0	15	0	60	0	0	15	0	10	0	0
335	434	ASSOCIATED CONSTRUCTION AND ENGINEERING INC., Temecula, Calif.	ST	80.2	90.5	0	0	5	75	0	18	0	2	0	0
336	**	MORRIS-SHEA BRIDGE CO. INC., Irondale, Ala.	X	80.0	80.0	30	0	0	0	0	70	0	0	0	0
337	**	THE BERG GROUP, Chaska, Minn.	W	79.3	100.0	100	0	0	0	0	0	0	0	0	0
338	361	DUNBAR MECHANICAL INC., Toledo, Ohio	M	78.5	50.5	23	44	1	0	0	32	0	0	0	0
339	319	SHAW ELECTRIC CO., Southfield, Mich.	E	77.2	68.0	50	0	0	0	20	0	10	0	0	20
340	338	EXPANSE ELECTRICAL CO., Houston, Texas	E	76.9	76.9	0	0	0	0	0	100	0	0	0	0
341	345	INTEGRATED FACILITY SERVICES INC., Fenton, Mo.	M	76.6	39.6	93	5	0	0	0	2	0	0	0	0
342	**	ROOFING SOLUTIONS LLC, Prairieville, La. ³⁴²	R	76.5	NA	100	0	0	0	0	0	0	0	0	0
343	292	OIL CAPITAL ELECTRIC, Broken Arrow, Okla.	E	76.3	80.0	40	10	0	0	30	20	0	0	0	0
344	**	JRC MECHANICAL, Chesapeake, Va.	M	75.6	87.7	100	0	0	0	0	0	0	0	0	0
345	363	GIROUX GLASS INC., Los Angeles, Calif.	G	75.2	60.2	90	0	0	0	0	0	10	0	0	0
346	296	JOHN A. PENNEY CO. INC., Cambridge, Mass.	E	75.1	68.0	100	0	0	0	0	0	0	0	0	0
347	380	CLEARY CONSTRUCTION INC., Tompkinsville, Ky.	U	75.1	69.6	0	0	0	7	57	0	3	0	0	8
348	388	WESTERN ALLIED CORP., Santa Fe Springs, Calif.	M	75.0	82.1	94	3	0	0	0	1	2	0	0	0
349	365	THE CIRCLE GROUP, Alpharetta, Ga.	W	74.4	65.6	100	0	0	0	0	0	0	0	0	0
350	340	TRUESDELL CORP., Tempe, Ariz. ³⁵⁰	O	74.0	90.6	10	0	0	0	0	0	90	0	0	0

FOOTNOTES: 301 = PRECISION MACHINING; 317 = TELECOM; 323 = TELEDATA AND TESTING; 324 = TELECOMMUNICATIONS; 326 = SHORT-TERM TRAFFIC CONTROL; 327 = STEEL FABRICATION; 330 = DISASTER RESPONSE & RECOVERY; 342 = WALL PANELS; 350 = SPECIALIZED ROAD & BRIDGE RESTORATION.

RANK 2022	RANK 2021	FIRM	FIRM TYPE	2021 REVENUE (\$ MIL)		MARKETS (% OF 2021 REVENUE)									
				TOTAL REVENUE	NEW CONTRACTS	GENERAL BUILDING	MANUFACTURING	POWER	WATER SUPPLY	SEWER / WASTE	INDUS. / PETROLEUM	TRANSPORTATION	HAZARDOUS WASTE	TELECOM	
351	322	LANDMARK CONSTRUCTION CO., North Charleston, S.C.	X	73.6	89.6	30	21	0	0	0	5	6	0	0	
352	377	1901 INC., Madison, Wis. ³⁵²	M	73.4	79.7	94	5	0	0	0	0	0	0	1	
353	347	ACTION ELECTRICAL & MECHANICAL CONTRACTORS, Atlanta, Ga. ³⁵³	E	73.2	63.2	10	70	0	0	0	20	0	0	0	
354	349	BAYSIDE INTERIORS INC., Fremont, Calif.	W	73.2	73.2	100	0	0	0	0	0	0	0	0	
355	324	HACI MECHANICAL CONTRACTORS INC., Phoenix, Ariz.	M	72.7	74.6	74	26	0	0	0	0	0	0	0	
356	331	TJ WIES CONTRACTING INC., Lake St. Louis, Mo.	W	72.7	89.7	93	0	0	0	0	7	0	0	0	
357	326	SDB CONTRACTING SERVICES, Tempe, Ariz. ³⁵⁷	W/O	72.6	79.9	52	45	3	0	0	0	0	0	0	
358	360	RUSTON PAVING CO. INC., Durham, N.C. ³⁵⁸	O	72.5	74.2	90	10	0	0	0	0	0	0	0	
359	308	HEMMA CONCRETE INC., Marietta, Ga.	C	72.4	94.3	100	0	0	0	0	0	0	0	0	
360	312	ALEX PARIS CONTRACTING CO., Atlasburg, Pa.	U	72.3	75.2	5	0	0	20	0	75	0	0	0	
361	333	LPR CONSTRUCTION, Loveland, Colo.	ST	70.0	85.0	50	45	0	0	0	5	0	0	0	
362	300	WM. A. J. SHAEFFER'S SONS INC., King of Prussia, Pa.	E	69.6	30.2	100	0	0	0	0	0	0	0	0	
363	285	HUSSUNG MECHANICAL CONTRACTORS INC., Louisville, Ky.	M	68.8	220.0	75	15	0	0	0	10	0	0	0	
364	398	INTERNATIONAL ASBESTOS REMOVAL INC., Babylon, N.Y. ³⁶⁴	O	68.7	64.6	50	0	2	0	4	0	27	5	2	
365	381	SUPERIOR RIGGING & ERECTING CO. INC., Atlanta, Ga. ³⁶⁵	ST/O	68.6	82.4	70	15	0	0	0	5	10	0	0	
366	376	CJ DRILLING INC., Dundee, Ill.	X	68.5	64.3	2	0	96	0	0	0	2	0	0	
367	336	LATITE ROOFING LLC, Pompano Beach, Fla.	R	68.4	86.1	100	0	0	0	0	0	0	0	0	
368	343	VALIANT ENERGY SERVICE, Allentown, Penn.	U	68.1	15.5	0	0	0	0	0	0	0	0	0	
369	330	GROUP BUILDERS INC., Honolulu, Hawaii	W	67.3	67.3	100	0	0	0	0	0	0	0	0	
370	412	CENTERLINE INC., Palm City, Fla.	U	65.9	76.7	85	0	0	0	0	0	15	0	0	
371	320	DOUGLASS COLONY GROUP, Commerce City, Colo.	R/SH	65.3	85.7	100	0	0	0	0	0	0	0	0	
372	**	KOVACH BUILDING ENCLOSURES, Chandler, Ariz.	SH/G	65.0	78.0	90	5	0	0	0	0	5	0	0	
373	433	SENTINEL SAFETY & SECURITY GROUP LLC, Port Washington, Wis.	F	65.0	90.1	20	20	0	0	0	15	0	0	5	
374	444	ACME CONSTRUCTORS INC., St. Louis, Mo.	M	64.7	66.5	0	90	5	0	0	5	0	0	0	
375	382	BOBCAT HEAVY CIVIL LLC, Lorena, Texas	U	64.6	38.5	0	0	100	0	0	0	0	0	0	
376	253	J. RANCK ELECTRIC, Mount Pleasant, Mich.	E	64.6	59.1	25	0	14	0	6	7	46	0	2	
377	395	DEE CRAMER INC., Holly, Mich.	SH	64.5	66.7	90	10	0	0	0	0	0	0	0	
378	427	ASCHINGER ELECTRIC CO., Fenton, Mo.	E	64.4	55.3	25	25	25	0	0	15	5	0	5	
379	283	AREA ERECTORS INC., Rockford, Ill.	ST	64.2	73.3	75	15	0	0	5	5	0	0	0	
380	366	TELLIGENT MASONRY LLC, Rockville, Md.	MA	64.2	60.2	100	0	0	0	0	0	0	0	0	
381	344	IMS MASONRY INC., Lindon, Utah	MA	64.1	59.5	90	6	1	0	1	1	1	0	0	
382	441	DECCO INC., Nashua, N.H.	M	64.0	NA	0	40	10	0	0	50	0	0	0	
383	394	W. D. MANOR MECHANICAL CONTRACTORS INC., Phoenix, Ariz.	M/SH	63.7	57.2	90	0	0	0	0	10	0	0	0	
384	452	HARTMAN WALSH INDUSTRIAL SERVICES, St. Louis, Mo.	P	62.5	40.0	0	20	25	20	5	25	5	0	0	
385	393	SIERRA PACIFIC WEST INC., Vista, Calif.	X/D	62.5	18.9	90	0	0	0	0	0	10	0	0	
386	373	FLORENCE ELECTRIC/KAYDON INTEGRATED TECH., Canton, Mass.	E	62.4	60.0	100	0	0	0	0	0	0	0	0	
387	375	WHITAKER/ELLIS, Tigard, Ore.	C	62.2	57.1	74	0	1	0	0	0	3	0	22	
388	374	ASSOCIATED MECHANICAL CONTRACTORS INC., Shakopee, Minn.	M	62.0	50.3	100	0	0	0	0	0	0	0	0	
389	354	PILLAR CONSTRUCTION INC., Alexandria, Va.	W	61.4	67.0	100	0	0	0	0	0	0	0	0	
390	355	FERGUSON, Plainville, Conn.	M/E/SH	61.0	75.0	100	0	0	0	0	0	0	0	0	
391	385	GREINER ELECTRIC LLC, Littleton, Colo.	E	60.5	100.3	95	0	0	0	0	1	0	0	4	
392	367	WYATT INC., Pittsburgh, Pa. ³⁹²	W/O	60.4	58.7	100	0	0	0	0	0	0	0	0	
393	400	KOONTZ ELECTRIC CO. INC., Morrilton, Ark.	E	60.0	65.0	0	10	50	10	10	10	10	0	0	
394	372	ACS SYSTEM ASSOCIATES, Hicksville, N.Y.	M	60.0	100.0	100	0	0	0	0	0	0	0	0	
395	370	GSL ELECTRIC, Sandy, Utah	E	59.9	58.8	25	10	5	5	5	20	10	0	20	
396	387	THOMARIOS, Akron, Ohio ³⁹⁶	P	59.7	36.3	60	10	5	0	0	10	0	0	0	
397	327	EDGERTON CONTRACTORS INC., Oak Creek, Wis.	X	58.6	68.5	32	11	9	0	0	0	36	0	0	
398	392	BONLAND INDUSTRIES INC., Wayne, N.J.	SH	58.5	39.7	77	8	0	0	0	0	0	0	0	
399	450	HARRISON CONTRACTING CO., Villa Rica, Ga.	P	57.1	63.0	100	0	0	0	0	0	0	0	0	
400	371	ALAKA'I MECHANICAL CORP., Honolulu, Hawaii	M	57.0	100.4	100	0	0	0	0	0	0	0	0	

FOOTNOTES: ³⁵² = PLUMBING; ³⁵³ = PLUMBING/CIVIL; ³⁵⁷ = SCAFFOLDING; ³⁵⁸ = CLEANROOM CONSTRUCTION; ³⁶⁴ = ASPHALT PAVING & SITE WORK; ³⁶⁵ = CRANE & RIGGING; ³⁶⁶ = INSULATION OF MECHANICAL & PLUMBING SYSTEMS; ³⁶⁷ = MILLWORK AND EXTERIOR PANEL SYSTEMS; ³⁸⁶ = GENERAL CONTRACTING.

#472

ARC ABATEMENT recently finished asbestos abatement and demolition at Alcoa's Point Comfort, Texas, aluminum plant, formerly one of America's largest.

RANK 2022	RANK 2021	FIRM	FIRM TYPE	2021 REVENUE (\$ MIL)		MARKETS (% OF 2021 REVENUE)									
				TOTAL REVENUE	NEW CONTRACTS	GENERAL BUILDING	MANUFACTURING	POWER	WATER SUPPLY	SEWER / WASTE	INDUS. / PETROLEUM	TRANSPORTATION	HAZARDOUS WASTE	TELECOM	
401	**	GEO-SOLUTIONS INC., New Kensington, Pa. ⁴⁰¹	O	56.8	50.0	0	0	0	0	0	0	0	0	100	0
402	417	THORNE ASSOCIATES INC., Chicago, Ill.	W	56.5	42.4	100	0	0	0	0	0	0	0	0	0
403	290	A&R MECHANICAL CONTRACTORS INC., Urbana, Ill.	M/SH	56.4	59.2	88	10	0	0	0	0	2	0	0	0
404	418	CULLUM MECHANICAL CONSTRUCTION INC., North Charleston, S.C. ⁴⁰⁴	M	56.3	29.1	40	30	0	0	0	30	0	0	0	0
405	406	MILLER INSULATION CO. INC., Bismarck, N.D. ⁴⁰⁵	O	56.2	36.3	45	0	0	0	0	55	0	0	0	0
406	391	RED CEDAR STEEL ERECTORS INC., Menomonie, Wis.	ST	56.0	48.5	85	0	0	0	0	0	15	0	0	0
407	436	ACME ELECTRIC CO., Lubbock, Texas	E	55.4	70.5	65	0	0	0	35	0	0	0	0	0
408	**	AMPCO CONTRACTING INC., Anaheim, Calif.	X/D	55.3	61.5	90	1	0	0	0	1	0	8	0	0
409	413	PHILIPS BROTHERS ELECTRICAL CONTRACTORS INC., Glenmoore, Pa.	E	55.1	41.4	30	5	10	10	35	5	5	0	0	0
410	384	OTTO BAUM CO. INC., Morton, Ill.	MA/X	54.4	37.5	74	0	0	0	0	0	26	0	0	0
411	458	ACOUSTIC CEILING AND PARTITION CO., Ann Arbor, Mich.	W	54.2	34.0	85	15	0	0	0	0	0	0	0	0
412	411	GREGORY ELECTRIC CO. INC., Columbia, S.C.	E	53.5	55.2	35	30	25	0	10	0	0	0	0	0
413	480	CENTRAL CEILINGS INC., South Easton, Mass.	W	53.3	32.5	100	0	0	0	0	0	0	0	0	0
414	419	TERRY'S ELECTRIC INC., Kissimmee, Fla.	E	53.2	42.0	100	0	0	0	0	0	0	0	0	0
415	408	ASCHER BROTHERS CO. INC., Chicago, Ill.	P	53.0	53.0	100	0	0	0	0	0	0	0	0	0
416	430	XCEL MECHANICAL SYSTEMS INC., Gardena, Calif.	M	52.5	55.7	60	0	0	0	0	0	20	0	0	0
417	420	ISI DEMOLITION, White Marsh, Md.	D	51.9	22.6	100	0	0	0	0	0	0	0	0	0
418	410	SUNWEST ELECTRIC INC., Anaheim, Calif.	E	51.8	38.4	85	5	0	0	0	10	0	0	0	0
419	475	FRISCHHERTZ ELECTRIC CO. INC., New Orleans, La.	E	51.0	47.4	100	0	0	0	0	0	0	0	0	0
420	451	PRO-CRAFT CONSTRUCTION INC., Redlands, Calif.	M	50.6	43.7	100	0	0	0	0	0	0	0	0	0
421	505	LAFAYETTE METAL & GLASS CO., Hauppauge, N.Y.	G	50.0	35.0	0	0	0	0	0	0	0	0	0	0
422	422	ATKORE - UNISTRUT CONSTR., Addison, Ill.	W	49.8	38.5	100	0	0	0	0	0	0	0	0	0
423	**	SUTTER ROOFING, Sarasota, Fla.	R	49.7	46.3	50	15	0	0	0	20	5	0	0	0
424	449	BRIGGS ELECTRIC, Tustin, Calif. ⁴²⁴	E	49.4	68.6	72	0	0	0	0	23	0	0	0	5
425	459	BAMCO INC., Middlesex, N.J.	W	49.3	55.9	70	10	0	0	0	0	20	0	0	0
426	**	A & B MECHANICAL CONTRACTORS INC., Salt Lake City, Utah	M	49.2	37.3	100	0	0	0	0	0	0	0	0	0
427	386	PETERSON MECHANICAL INC., Sonoma, Calif. ⁴²⁷	M/O	49.0	45.0	100	0	0	0	0	0	0	0	0	0
428	421	TARLTON AND SON INC., Fresno, Calif. ⁴²⁸	W/O	48.7	73.0	95	0	0	0	5	0	0	0	0	0
429	**	MURRAY DRYWALL & INSULATION OF TEXAS. INC., Omaha, Neb.	W	48.5	98.5	100	0	0	0	0	0	0	0	0	0
430	383	RHP MECHANICAL SYSTEMS, Reno, Nev.	M	48.2	22.9	60	20	0	0	0	20	0	0	0	0
431	407	MILLERCLAPPERTON, Austell, Ga. ⁴³¹	O	48.2	46.9	100	0	0	0	0	0	0	0	0	0
432	442	G.M. MCCROSSIN INC., Bellefonte, Pa.	M/C	48.0	56.7	0	0	15	10	45	30	0	0	0	0
433	456	ADRIAN L. MERTON INC., Capitol Heights, Md.	M	47.1	51.0	100	0	0	0	0	0	0	0	0	0
434	429	RKS PLUMBING AND MECHANICAL INC., Glendale, Ariz.	M	47.0	49.0	80	10	0	5	0	5	0	0	0	0
435	476	GRIFFIN DEWATERING, Houston, Texas ⁴³⁵	O	47.0	56.5	100	0	0	0	0	0	0	0	0	0
436	516	PERRECA ELECTRIC CO. INC., Newburgh, N.Y.	E	46.8	46.8	15	65	15	0	0	0	0	0	0	5
437	443	MIDSTATE MECHANICAL INC., Phoenix, Ariz.	M	46.7	61.6	95	5	0	0	0	0	0	0	0	0
438	409	TEXAS SCENIC CO., San Antonio, Texas ⁴³⁸	O	46.5	37.5	0	0	0	0	0	0	0	0	0	0
439	**	ALLIANCE PARTITION SYSTEMS, Arlington, Wash.	W	46.4	NA	100	0	0	0	0	0	0	0	0	0
440	488	AVALOTIS CORP., Verona, Pa.	P	46.2	30.6	0	0	30	0	0	20	50	0	0	0
441	432	SWANSON & YOUNGDALE INC., Minneapolis, Minn.	P/W	46.2	NA	80	10	0	0	3	7	0	0	0	0
442	435	HARDY CORP., Birmingham, Ala.	M	45.9	58.8	87	0	0	0	0	6	0	0	0	0
443	466	SESSLER COS., Waterloo, N.Y.	D/A	45.4	35.2	14	12	10	0	0	11	30	23	0	0
444	479	11400 INC., Lancaster, Pa. ⁴⁴⁴	O	45.0	32.2	100	0	0	0	0	0	0	0	0	0
445	467	AJAY GLASS CO., Canandaigua, N.Y.	G	44.4	66.6	100	0	0	0	0	0	0	0	0	0
446	454	ADVANCETEC LLC, Richmond, Va. ⁴⁴⁶	O	44.0	30.1	0	30	0	0	0	0	0	0	0	0
447	351	MEISNER ELECTRIC INC., Boca Raton, Fla.	E	43.7	75.8	95	0	0	0	0	0	2	0	0	3
448	368	WIEGMANN ASSOCIATES, St. Charles, Mo.	M	43.6	NA	100	0	0	0	0	0	0	0	0	0
449	**	WELKIN MECHANICAL LLC, Great Neck, N.Y.	M	43.0	80.0	12	0	0	0	81	0	7	0	0	0
450	447	THE GEORGE D. ALAN CO., Grand Prairie, Texas ⁴⁵⁰	O	42.9	58.2	80	5	0	0	0	10	5	0	0	0

FOOTNOTES: 401 = HAZARDOUS WASTE; 404 = PLUMBING; 405 = INSULATION; 424 = LOW VOLTAGE; 427 = PLUMBING; 428 = PLASTER; 431 = CLADDING; 435 = DEWATERING SERVICES; 438 = THEATRICAL EQUIPMENT; 444 = FOOD SERVICE EQUIPMENT; 446 = CLEANROOM; 450 = NOT REPORTED.

RANK 2022	RANK 2021	FIRM	FIRM TYPE	2021 REVENUE (\$ MIL)		MARKETS (% OF 2021 REVENUE)									
				TOTAL REVENUE	NEW CONTRACTS	GENERAL BUILDING	MANUFACTURING	POWER	WATER SUPPLY	SEWER / WASTE	INDUS. / PETROLEUM	TRANSPORTATION	HAZARDOUS WASTE	TELECOM	
451	396	DANT CLAYTON, Louisville, Ky. ⁴⁵¹	O	42.8	54.6	60	0	0	0	10	0	1	0	0	
452	448	UNITED CHESTER INDUSTRIES INC. DBA UNITED MECHANICAL, Dallas, Texas	M	42.3	36.6	30	20	0	0	0	30	0	0	20	
453	**	VALDEZ PAINTING INC., Sacramento, Calif.	P	42.3	50.8	90	0	0	0	0	0	5	0	5	
454	**	DAIDONE ELECTRIC INC., Newark, N.J.	E	42.2	40.6	0	0	0	0	0	0	100	0	0	
455	438	NICKLE ELECTRICAL COS., Newark, Del.	E	42.0	42.4	80	10	5	0	0	0	0	0	5	
456	541	LEED ELECTRIC INC., Santa Fe Springs, Calif.	E	41.7	57.9	0	0	0	25	44	10	0	21	0	
457	457	SCHWAGER DAVIS INC., San Jose, Calif. ⁴⁵⁷	O	41.5	NA	20	0	0	0	0	0	80	0	0	
458	468	FERGUSON TRENCHING CO., Odenton, Md.	U	41.5	35.4	70	0	0	15	15	0	0	0	0	
459	425	THOMAS INDUSTRIAL COATINGS INC., Pevely, Mo.	P	41.3	49.9	5	5	10	25	5	20	25	5	0	
460	**	RECREATIONAL DESIGN AND CONSTRUCTION, Fort Lauderdale, Fla. ⁴⁶⁰	O	41.3	45.0	0	0	0	0	0	0	0	0	0	
461	416	ARCHITECTURAL WALL SYSTEMS LLC, Clive, Iowa	G	41.2	31.0	100	0	0	0	0	0	0	0	0	
462	453	WAYNE'S ROOFING INC., Sumner, Wash.	R	41.1	29.9	100	0	0	0	0	0	0	0	0	
463	**	PROFESSIONAL DRYWALL CONSTRUCTION, Springfield, Mass. ⁴⁶³	W	40.5	88.0	100	0	0	0	0	0	0	0	0	
464	487	THE HOLBROOK CO. INC., Grand Prairie, Texas	X	40.2	38.3	84	0	0	0	0	0	16	0	0	
465	478	O'ROURKE WRECKING CO., Cincinnati, Ohio	D	40.0	40.0	45	15	5	5	0	20	0	10	0	
466	471	THE BERG CORP., Baltimore, Md.	D	40.0	40.0	50	0	0	0	0	50	0	0	0	
467	**	HOPKINS I LACY, Roanoke, Va. ⁴⁶⁷	M/E	39.8	74.0	85	5	0	0	0	5	0	0	5	
468	437	TLC DIVERSIFIED, Palmetto, Fla.	U	39.8	80.7	0	0	0	35	65	0	0	0	0	
469	461	JERRY THOMPSON & SONS, San Rafael, Calif.	P	39.7	36.0	100	0	0	0	0	0	0	0	0	
470	477	INTERIOR CONTRACTORS INC. LLC, Arvada, Colo.	W	39.7	46.2	90	10	0	0	0	0	0	0	0	
471	490	DEL MONTE ELECTRIC CO., Dublin, Calif.	E	39.6	25.8	80	0	0	0	0	0	0	0	0	
472	474	ARC ABATEMENT, Waco, Texas	A	39.5	41.6	0	0	0	0	0	0	0	100	0	
473	489	CR LIGHTING & ELECTRIC INC., Layton, Utah	E	39.5	74.1	100	0	0	0	0	0	0	0	0	
474	401	CENTURY MECHANICAL CONTRACTORS INC., Fort Worth, Texas	M	39.1	61.1	85	15	0	0	0	0	0	0	0	
475	414	BOUMA CORP., Grand Rapids, Mich.	W	38.8	31.5	85	10	0	0	0	0	5	0	0	
476	473	PALMETTO AUTOMATIC SPRINKLER, West Columbia, S.C.	F	38.6	48.5	45	45	0	0	0	10	0	0	0	
477	455	SLACK & CO. CONTRACTING INC., Houston, Texas ⁴⁷⁷	U/O	38.6	26.5	80	0	0	0	0	20	0	0	0	
478	**	INDUSTRIAL CONSTRUCTORS/MANAGERS INC., Commerce City, Colo. ⁴⁷⁸	ST/O	38.0	61.8	0	50	20	0	4	12	14	0	0	
479	404	CANTERA CONCRETE CO. LLC, Tulsa, Okla.	C	37.7	32.3	95	5	0	0	0	0	0	0	0	
480	537	APEX STEEL INC., Kirkland, Wash.	ST	37.2	31.4	80	0	0	0	0	0	20	0	0	
481	**	PACIFIC SYSTEMS INTERIORS (PSI), San Dimas, Calif.	W	37.1	29.0	100	0	0	0	0	0	0	0	0	
482	529	VIKING INDUSTRIAL PAINTING, LaVista, Neb.	P	37.1	37.1	0	0	5	85	10	0	0	0	0	
483	325	ROTOLO CONSULTANTS INC., Slidell, La. ⁴⁸³	O	37.0	52.5	95	0	0	0	0	0	5	0	0	
484	431	JOHNSON-DAVIS INC., Lantana, Fla.	U	36.2	52.5	0	0	0	40	60	0	0	0	0	
485	506	GRUNDMAN MECHANICAL SYSTEMS INC., Thornwood, N.Y.	M	36.1	61.8	100	0	0	0	0	0	0	0	0	
486	462	PRECISION DEMOLITION LP, Lewisville, Texas	D	36.1	39.9	90	2	0	1	2	5	0	0	0	
487	**	ADAMO GROUP INC., Detroit, Mich.	D	35.5	36.1	35	20	15	0	0	5	5	20	0	
488	484	HOOVER CONSTRUCTION CO., Virginia, Minn.	X	35.3	24.9	0	30	10	30	0	20	10	0	0	
489	469	CSE INC., Madison Heights, Va.	ST	35.3	29.9	28	37	0	0	2	29	4	0	0	
490	493	JOHN SMITH MASONRY, St. Louis, Mo.	MA	35.1	35.1	85	5	0	0	2	5	3	0	0	
491	**	KSC INC., Irving, Texas ⁴⁹¹	O	35.0	35.0	100	0	0	0	0	0	0	0	0	
492	501	DUAL TEMP CO., Allentown, Pa.	M	35.0	NA	80	10	0	0	0	0	0	0	10	
493	527	GRAZZINI BROTHERS & CO., St. Paul, Minn. ⁴⁹³	O	34.8	31.9	69	1	0	0	30	0	0	0	0	
494	513	LONG PAINTING CO., Kent, Wash.	P	34.6	33.5	30	15	0	10	5	30	10	0	0	
495	485	SEEDORFF MASONRY INC., Strawberry Point, Iowa	MA	34.6	19.4	100	0	0	0	0	0	0	0	0	
496	492	SHELLEY ELECTRIC INC., Wichita, Kan.	E	34.6	42.7	20	20	0	25	20	10	0	0	5	
497	486	NORTH AMERICAN DISMANTLING CORP., Lapeer, Mich.	D	34.5	70.0	10	20	25	0	0	20	0	25	0	
498	446	COMMERCIAL ROOFERS INC., Las Vegas, Nev.	R	34.4	47.3	70	10	0	0	10	0	0	5	5	
499	554	SELECT PAINT & FINISHES LLC, Salem, N.H.	P	34.1	30.6	90	0	0	0	0	0	10	0	0	
500	496	MSL ELECTRIC INC., Anaheim, Calif.	E	34.1	38.3	0	0	2	0	0	0	98	0	0	

FOOTNOTES: 451 = SPECTATOR SEATING DESIGN/MANUFACTURING/INSTALLATION; 457 = POST-TENSIONING AND OTHER TRANSIT PROJECTS; 460 = WATER PARKS AND SWIMMING POOLS; 463 = METAL SIDING/PANELS; 467 = CONTROLS AND SERVICES; 477 = SITEWORK/EXCAVATION; 478 = MILLWRIGHT; 483 = LANDSCAPE, IRRIGATION, POOLS, HARDSCAPE; 491 = METAL WALL PANELS & PARKING GARAGE SCREENS; 493 = SPECIALTY CONTRACTOR;

#478

ICM has been working with Hensel Phelps on a new facility for Molson Coors as part of the brewer's G150 plan to modernize its facilities.

RANK 2022	RANK 2021	FIRM	FIRM TYPE	2021 REVENUE (\$ MIL)		MARKETS (% OF 2021 REVENUE)									
				TOTAL REVENUE	NEW CONTRACTS	GENERAL BUILDING	MANUFACTURING	POWER	WATER SUPPLY	SEWER / WASTE	INDUS. / PETROLEUM	TRANSPORTATION	HAZARDOUS WASTE	TELECOM	
501	465	GEORGE E. MASKER INC., Oakland, Calif.	P	34.1	30.7	90	5	0	0	0	0	5	0	0	
502	**	COLWILL ENGINEERING, Tampa, Fla.	M/E	33.2	62.7	86	14	0	0	0	0	0	0	0	
503	491	MID-CONTINENTAL RESTORATION CO. INC., Fort Scott, Kan.	MA	32.6	35.0	100	0	0	0	0	0	0	0	0	
504	509	KING OF TEXAS ROOFING CO., Grand Prairie, Texas	R	32.5	42.0	100	0	0	0	0	0	0	0	0	
505	482	GRIBBINS INSULATION CO. INC., Evansville, Ind. ⁵⁰⁵	O	31.5	28.0	30	25	8	0	0	37	0	0	0	
506	523	THE WITMER GROUP, Mount Joy, Pa. ⁵⁰⁶	MA	31.4	26.8	90	10	0	0	0	0	0	0	0	
507	567	JD TRADITIONAL, Huntington Station, N.Y.	W	31.0	28.3	90	0	0	0	0	0	10	0	0	
508	531	MARR SCAFFOLDING CO., South Boston, Mass. ⁵⁰⁸	O	29.7	25.0	100	0	0	0	0	0	0	0	0	
509	539	INTERIOR TECHNOLOGY INC., Oregon City, Ore. ⁵⁰⁹	O	29.1	30.1	0	0	0	0	0	0	0	0	0	
510	**	AARON ENTERPRISES INC., York, Pa. ⁵¹⁰	O	29.1	35.0	0	0	0	0	0	60	10	0	0	
511	510	CAPASSO ENTERPRISES INC., Middletown, Conn.	C/MA	29.0	29.0	100	0	0	0	0	0	0	0	0	
512	503	SPACECON SPECIALTY CONTRACTORS, Wheat Ridge, Colo.	W	28.9	28.9	95	0	0	0	0	0	5	0	0	
513	524	ASSOCIATED MECHANICAL CONTRACTORS INC., Montgomery, Ala.	M	28.9	31.9	100	0	0	0	0	0	0	0	0	
514	538	D.W. NICHOLSON CORP., Hayward, Calif. ⁵¹⁴	M	28.5	30.0	30	5	0	0	15	10	40	0	0	
515	563	R & R WINDOW CONTRACTORS INC., Easthampton, Mass.	G	28.0	6.9	100	0	0	0	0	0	0	0	0	
516	560	LEGACY MECHANICAL INC., Denver, Colo.	M	27.8	35.5	98	2	0	0	0	0	0	0	0	
517	521	MIDWEST STEEL CO. INC., Houston, Texas	D	27.7	5.0	0	0	0	0	0	100	0	0	0	
518	543	UNITED RIGGERS AND ERECTORS INC., Walnut, Calif.	M/ST	27.6	20.4	10	20	10	0	20	40	0	0	0	
519	518	DEMOLITION & ASBESTOS REMOVAL INC., Greensboro, N.C.	A	27.6	27.7	0	0	0	0	0	0	0	100	0	
520	**	STANDARD DRYWALL INC., Lakeside, Calif.	W	27.6	46.5	100	0	0	0	0	0	0	0	0	
521	512	MILLER BONDED INC., Albuquerque, N.M.	M/SH	27.5	57.5	99	0	0	0	1	0	0	0	0	
522	507	BRODIE CONTRACTORS INC., Raleigh, N.C.	MA	27.5	35.2	100	0	0	0	0	0	0	0	0	
523	481	GENERAL SHEET METAL, Clackamas, Ore.	M/SH	27.5	30.5	45	30	0	0	0	25	0	0	0	
524	580	NATIONAL COATINGS INC., Raleigh, N.C.	P	27.5	19.3	78	0	0	5	5	12	0	0	0	
525	526	VIDIMOS INC., East Chicago, Ind.	SH	27.2	27.2	5	45	5	0	0	45	0	0	0	
526	500	THE PIPCO COS. LTD., Peoria, Ill.	M/F	26.9	31.8	30	25	0	10	5	20	10	0	0	
527	445	DESERT MECHANICAL INC., Sylmar, Calif. ⁵²⁷	M/SH/O	26.8	19.3	78	0	0	0	0	0	22	0	0	
528	552	BUILDING CONTROL INTEGRATORS, Powell, Ohio ⁵²⁸	O	26.7	31.0	100	0	0	0	0	0	0	0	0	
529	**	GIBSON LANDSCAPE SERVICES INC., Alpharetta, Ga. ⁵²⁹	O	26.7	28.0	0	0	0	0	0	0	0	0	0	
530	547	FUTURE FENCE CO., Warren, Mich. ⁵³⁰	O	26.2	25.2	0	0	0	0	0	0	0	0	0	
531	**	CARL WALKER CONSTRUCTION, Pittsburgh, Pa.	C	26.0	35.8	100	0	0	0	0	0	0	0	0	
532	533	ADAMS & SMITH INC., Londen, Utah	ST	25.8	18.9	35	0	0	0	5	10	50	0	0	
533	542	INFINITY CONTRACTORS INTL. LTD., Fort Worth, Texas ⁵³³	M	25.8	24.4	85	0	0	0	0	15	0	0	0	
534	546	FENTON RIGGING & CONTRACTING, Cincinnati, Ohio ⁵³⁴	O	25.7	25.7	5	45	20	0	0	30	0	0	0	
535	532	BROWNING CHAPMAN LLC, Westfield, Ind. ⁵³⁵	O	25.5	27.4	50	20	5	0	5	20	0	0	0	
536	579	SLOAN SECURITY GROUP INC., Boise, Idaho ⁵³⁶	O	25.5	25.0	20	5	20	10	0	5	10	10	20	
537	540	MAYERS ELECTRIC CO. INC., Cincinnati, Ohio	E	25.5	18.9	33	23	4	0	4	27	7	0	2	
538	573	ATS DRILLING INC., Pflugerville, Texas	X	25.4	23.9	0	0	0	0	0	0	100	0	0	
539	562	RELIANCE INTERIORS INC., Kennesaw, Ga.	W	25.3	34.6	100	0	0	0	0	0	0	0	0	
540	472	B&B ELECTRICAL CONTRACTORS INC., Iron Mountain, Mich.	E	25.3	12.5	5	0	10	0	0	65	0	0	0	
541	514	RAM ACOUSTICAL CORP., Beaver Falls, Pa.	W	25.2	30.1	100	0	0	0	0	0	0	0	0	
542	549	PTE SYSTEMS INTL. LLC, Hialeah, Fla. ⁵⁴²	O	25.1	40.9	100	0	0	0	0	0	0	0	0	
543	498	CONCRETE PROTECTION & RESTORATION INC., Baltimore, Md.	C	24.9	33.6	90	10	0	0	0	0	0	0	0	
544	570	SPECTRA ELECTRICAL SERVICES INC., Tempe, Ariz.	E	24.6	67.9	20	70	0	0	0	0	0	0	0	
545	**	WALLWORKS INC., Media, Pa.	W	24.3	27.9	100	0	0	0	0	0	0	0	0	
546	**	MCALVAIN COS. INC., Boise, Idaho	C	24.2	NA	100	0	0	0	0	0	0	0	0	
547	534	HARGROVE ELECTRIC CO. INC., Dallas, Texas ⁵⁴⁷	E	23.9	16.2	65	20	5	0	0	5	0	0	5	
548	591	WINTER ENVIRONMENTAL, Peachtree Corners, Ga. ⁵⁴⁸	A/O	23.8	26.6	0	0	0	0	0	0	0	100	0	
549	535	HAMPSHIRE FIRE PROTECTION CO., Londonderry, N.H.	F	23.6	26.3	100	0	0	0	0	0	0	0	0	
550	536	BEACON PIPING CO., Canton, Mass.	M	23.5	28.1	10	5	45	0	0	10	30	0	0	

FOOTNOTES: 505 = MECHANICAL INSULATION; 506 = WATERPROOFING/CAULKING; 508 = SCAFFOLD, SHORING, AERIAL LIFTS, MAST CLIMBERS; 509 = NOT REPORTED; 510 = GAS, STORM WATER, SEWER; 514 = DOORS / VRC; 527 = PLUMBING; 528 = TEMPERATURE CONTROLS; 529 = LANDSCAPE/HARDSCAPE; 530 = FENCE; 533 = SERVICE/STARTUP/TAB; 534 = RIGGING; 535 = CONCRETE/MASONRY RESTORATION/JOINT SEALANTS/COATINGS/CONCRETE FLOOR PREP/POLISH; 536 = PERIMETER SECURITY CONTRACTING; 542 = POST TENSIONING; 547 = SECURITY WIRING; 548 = NOT REPORTED.

RANK 2022	RANK 2021	FIRM	FIRM TYPE	2021 REVENUE (\$ MIL)		MARKETS (% OF 2021 REVENUE)									
				TOTAL REVENUE	NEW CONTRACTS	GENERAL BUILDING	MANUFACTURING	POWER	WATER SUPPLY	SEWER / WASTE	INDUS. / PETROLEUM	TRANSPORTATION	HAZARDOUS WASTE	TELECOM	
551	544	MJ MECHANICAL INC., Hutto, Texas ⁵⁵¹	O	23.5	36.0	100	0	0	0	0	0	0	0	0	0
552	557	TRAF-TEX INC., Houston, Texas	E	23.3	16.5	0	0	0	0	0	0	100	0	0	0
553	483	NATIONAL ENCLOSURE CO., Ypsilanti, Mich.	G	23.2	62.3	100	0	0	0	0	0	0	0	0	0
554	571	PIEDMONT MECHANICAL INC., Spartanburg, S.C. ⁵⁵⁴	M/SH	22.7	30.0	0	100	0	0	0	0	0	0	0	0
555	440	COMPREHENSIVE ENERGY SERVICES INC., Longwood, Fla.	M	22.0	58.0	100	0	0	0	0	0	0	0	0	0
556	553	ALL-SOUTH SUBCONTRACTORS INC., Birmingham, Ala.	R	21.8	NA	100	0	0	0	0	0	0	0	0	0
557	494	W. B. GUIMARIN & CO. INC., Columbia, S.C.	M	21.5	31.0	70	30	0	0	0	0	0	0	0	0
558	464	INTERSTATE MECHANICAL CORP. DBA IMCOR, Phoenix, Ariz. ⁵⁵⁸	M/SH/O	21.2	40.6	100	0	0	0	0	0	0	0	0	0
559	575	KOWALSKI CONSTRUCTION INC., Phoenix, Ariz. ⁵⁵⁹	O	20.2	21.1	94	0	0	0	0	0	0	6	0	0
560	**	UNITED SERVICES GROUP, Charlotte, N.C. ⁵⁶⁰	O	20.2	20.2	0	0	90	0	0	10	0	0	0	0
561	576	IHP INDUSTRIAL INC., St. Joseph, Mo.	M	20.2	14.5	44	12	0	24	0	20	0	0	0	0
562	556	MASONRY BUILDERS INC., Tampa, Fla.	MA	20.1	20.7	94	0	0	0	0	0	0	0	6	0
563	519	THE ROCKWELL GROUP INC., Freeport, Ill.	W	20.0	26.6	99	1	0	0	0	0	0	0	0	0
564	561	R. BAKER & SON, Marlboro, N.J.	D	20.0	22.0	5	15	10	5	5	37	20	0	3	0
565	530	SOEP PAINTING CORP., Lawrence, Mass. ⁵⁶⁵	P	19.9	15.0	88	0	0	0	11	0	1	0	0	0
566	596	KL&A INC., Golden, Colo. ⁵⁶⁶	O	19.4	29.0	30	0	0	0	0	70	0	0	0	0
567	548	PENINGTON PAINTING CO., Chandler, Ariz.	P	19.3	17.4	30	0	0	0	0	70	0	0	0	0
568	585	MH CIVIL CONSTRUCTORS INC., Amarillo, Texas	U/C	18.8	35.0	0	0	0	100	0	0	0	0	0	0
569	578	SCHULTZ INDUSTRIES INC., Golden, Colo. ⁵⁶⁹	O	18.7	28.6	100	0	0	0	0	0	0	0	0	0
570	574	AAC CONTRACTING, Rochester, N.Y. ⁵⁷⁰	A	18.4	20.2	91	5	0	0	0	0	0	4	0	0
571	**	HEGEM-LUNDQUIST PAINT CO., Denver, Colo.	P/W	18.1	18.1	100	0	0	0	0	0	0	0	0	0
572	588	DEE BROWN INC., Richardson, Texas	MA	18.1	30.3	100	0	0	0	0	0	0	0	0	0
573	568	HIGH PURITY SYSTEMS INC., Manassas, Va.	M	18.1	15.8	0	100	0	0	0	0	0	0	0	0
574	504	CRAWFORD-TRACEY CORP., Deerfield Beach, Fla.	G	18.0	16.0	100	0	0	0	0	0	0	0	0	0
575	**	TWO RIVERS DEMOLITION, Rancho Cordova, Calif.	D	17.8	16.7	41	0	0	0	0	59	0	0	0	0
576	**	AQUA SEAL ROOFING, Cayce, S.C.	R	17.8	NA	0	0	0	0	0	0	0	0	0	0
577	**	CONSTRUCTION SOLUTIONS, Ammon, Idaho ⁵⁷⁷	O	17.6	16.7	100	0	0	0	0	0	0	0	0	0
578	582	FITZGERALD & SONS PLUMBING CO., Peachtree City, Ga.	M	17.4	25.7	70	0	0	0	0	0	0	0	0	0
579	**	FAST TRACK SPECIALTIES LP, Houston, Texas ⁵⁷⁹	O	16.5	17.8	65	10	0	0	0	25	0	0	0	0
580	545	REMBCO GEOTECHNICAL CONTRACTORS INC., Knoxville, Tenn. ⁵⁸⁰	O	16.4	14.9	62	3	16	3	1	5	9	0	1	0
581	572	LAKESHORE ENVIRONMENTAL CONTRACTORS LLC, Birmingham, Ala. ⁵⁸¹	A	16.2	16.2	35	15	0	5	0	25	0	0	15	0
582	577	SPRAY SYSTEMS ENVIRONMENTAL, Tempe, Ariz.	A	16.2	24.9	5	0	5	0	0	5	0	85	0	0
583	551	WOLFRUM ROOFING & EXTERIORS, Delaware, Ohio ⁵⁸³	R/O	16.2	16.3	100	0	0	0	0	0	0	0	0	0
584	565	CONCRETE CUTTING & BREAKING CO., Grand Rapids, Mich. ⁵⁸⁴	O	16.1	16.1	20	0	0	10	10	10	50	0	0	0
585	564	CHG BUILDING SYSTEMS INC., Renton, Wash.	ST	16.0	22.5	97	0	0	0	0	3	0	0	0	0
586	555	CSM INDUSTRIAL, Houston, Texas	R/SH	15.7	25.6	5	0	0	0	0	45	0	50	0	0
587	583	BRIGADE FIRE PROTECTION INC., Belmont, Mich.	F	15.0	30.0	60	30	0	0	0	0	10	0	0	0
588	**	R. L. REPERT INC., Emmaus, Penn.	W	15.0	12.6	100	0	0	0	0	0	0	0	0	0
589	**	ARCHITECTURAL FABRICATION, Fort Worth, Texas ⁵⁸⁹	O	14.6	22.3	100	0	0	0	0	0	0	0	0	0
590	593	WESTATES MECHANICAL CORP. INC., Hayward, Calif.	F	14.4	8.0	90	5	0	0	0	0	5	0	0	0
591	**	DENSIFICATION INC., Paeonian Springs, Va.	X	13.9	23.3	94	0	0	0	3	0	1	0	2	0
592	594	COLBY ENTERPRISES INC., Savannah, Ga.	W	13.6	22.5	100	0	0	0	0	0	0	0	0	0
593	586	CANDELA CONTROLS INC., Winter Garden, Fla. ⁵⁹³	O	12.5	7.4	5	0	0	0	0	0	32	0	0	0
594	589	RESOLUTE PERFORMANCE CONTRACTING, Ewa Beach, Hawaii ⁵⁹⁴	ST	12.2	22.1	60	0	30	0	10	0	0	0	0	0
595	598	ALLIED FIRE & SAFETY EQUIPMENT CO. INC., Neptune, N.J. ⁵⁹⁵	O	11.7	4.5	95	0	0	5	0	0	0	0	0	0
596	**	SPEED FAB-CRETE CORP., Kennedale, Texas ⁵⁹⁶	O	9.5	9.5	75	0	0	5	5	0	15	0	0	0
597	597	NATIONAL RESTORATION SYSTEMS INC., Rolling Meadows, Ill.	C/MA	9.1	12.4	100	0	0	0	0	0	0	0	0	0
598	599	MILL-RITE WOODWORKING CO. INC., Pinellas Park, Fla. ⁵⁹⁸	O	7.3	11.6	100	0	0	0	0	0	0	0	0	0
599	**	NOURY CONSTRUCTION CO., Coral Springs, Fla. ⁵⁹⁹	O	6.8	4.2	100	0	0	0	0	0	0	0	0	0
600	600	A-1 MASONRY & SANDBLASTING, Las Vegas, Nev.	MA	6.2	8.2	100	0	0	0	0	0	0	0	0	0

FOOTNOTES: 551 = PLUMBING; 554 = INSULATION; 555 = PLUMBING; 559 = ALL OTHERS NOT LISTED; 560 = FIELD WELDING; 40 / FIELD MACHINING; 40: = SPRAYFOAM INSULATION; 566 = STRUCTURAL STEEL; 569 = LANDSCAPING; 570 = MOLD; 577 = GENERAL CONTRACTING/CONSTRUCTION MANAGEMENT/PRE-CONSTRUCTION; 579 = DIVISION 10; 580 = SOIL STABILIZATION, GROUND IMPROVEMENT, ANCHORING; 581 = NOT REPORTED; 583 = EXTERIORS; 584 = SPECIALTY - CONCRETE SAWING AND DRILLING; 589 = ALUMINUM CANOPIES, AWNINGS, & SUNSHADES; 593 = LIGHTING INTEGRATION; 594 = SOLAR PANEL INSTALLATION; 595 = FIRE PROTECTION; 596 = PRECAST CONCRETE; 598 = MILLWORK AND STONE; 599 = SITEWORK

Where To Find the Top 600

FIRM	RANK	FIRM	RANK	FIRM	RANK	FIRM	RANK
A		Associated Mechanical Contractors Inc.	513	Cantera Concrete Co. LLC	479	DECCO Inc.	382
11400 Inc.	444	Atlantic Constructors Inc.	169	Capasso Enterprises Inc.	511	Decker Electric Co. Inc.	165
1901 Inc.	352	ATS Drilling Inc.	538	Capform Inc.	162	Del Monte Electric Co.	471
A & B Mechanical Contractors Inc.	426	Avalotis Corp.	440	Castle Contracting LLC	322	Delaware Elevator Inc.	279
A&R Mechanical Contractors Inc.	403	B		CB Structures	296	Delta Diversified Enterprises Inc.	252
A-1 Masonry & Sandblasting	600	B & I Contractors Inc.	192	CEC Facilities Group	124	Demolition & Asbestos Removal Inc.	519
A-C Electric Co.	242	B&B Electrical Contractors Inc.	540	Ceco Construction Group	33	Densification Inc.	591
AAC Contracting	570	Baker Construction Enterprises Inc.	15	Centerline Inc.	370	J. Derenzo Co.	120
Aaron Enterprises Inc.	510	Baker Electric Inc.	105	CentiMark Corp.	27	Desert Mechanical Inc.	527
ACCO Engineered Systems	18	Baker Group	125	Central Ceilings Inc.	413	Diversified Utility Services Inc.	223
Ace Electric Inc.	158	Baker Roofing Co.	123	Centuri Group Inc.	8	Donley's	232
ACME Constructors Inc.	374	Baker Triangle	174	Century Mechanical Contractors Inc.	474	Douglass Colony Group	371
Acme Electric Co.	407	R. Baker & Son	564	Champion Painting Specialty Services	290	Drill Tech Drilling & Shoring Inc.	108
Acousti Engineering Co. of Florida	129	BAMCO Inc.	425	Charge	207	Dual Temp Co.	492
Acoustic Ceiling and Partition Co.	411	Barnhart Crane and Rigging	76	Charter Mechanical	197	Ducci Electrical Contractors Inc.	245
ACS System Associates	394	Barnum & Celillo Electric Inc.	329	Cherry Coatings	287	E.M. Duggan Inc.	137
Action Electrical & Mechanical Contractors	353	Basden Steel Corp.	201	W.A. Chester	313	Dunbar Mechanical Inc.	338
Adamo Group Inc.	487	Otto Baum Co. Inc.	410	CHG Building Systems Inc.	585	E	
Adams & Smith Inc.	532	Bayside Interiors Inc.	354	The Circle Group	349	E-J Electric Installation Co.	45
Adams Electric Co.	227	Beacon Piping Co.	550	CJ Drilling Inc.	366	Edgerton Contractors Inc.	397
Advanced Green Technologies	267	Beaver Excavating Co.	159	Clean Earth	55	Egan Co.	113
AdvanceTEC LLC	446	BEI Construction Inc.	317	Cleary Construction Inc.	347	Eldeco Inc.	291
J. F. Ahern Co.	88	Bel-Aire Mechanical	257	Cleveland Electric Co.	95	Electra USA Inc.	149
Ajay Glass Co.	445	The Berg Corp.	466	Colby Enterprises Inc.	592	Ellingson Cos.	214
Alaka'i Mechanical Corp.	400	The Berg Group	337	Collins Electrical Co. Inc.	183	EMCOR Group Inc.	2
The George D. Alan Co.	450	Bergelectric Corp.	38	Colwill Engineering	502	Encore Electric Inc.	126
Aldridge Electric Inc.	47	Berkel	182	Comfort Systems USA Inc.	11	Enterprise Properties Inc.	240
All-South Subcontractors Inc.	556	Bermudez Longo Diaz-Masso LLC	324	Commercial Roofers Inc.	498	EQUANS U.S. Inc.	21
Alliance Partition Systems	439	Bierlein Cos. Inc.	334	CSM Industrial	586	ERMCO Inc.	148
Allied Fire & Safety Equipment Co. Inc.	595	Black & McDonald	179	Commonwealth Electric Co. of the Midwest	142	EIS Holdings LLC	194
The Alloy Group (firmly PRISM Spectrum Holdings)	231	BNWC Constructors Inc.	106	ComNet Communications LLC	264	Expanse Electrical Co.	340
Alterman Inc.	93	Bobcat Heavy Civil LLC	375	Comprehensive Energy Services Inc.	555	F	
American Direct	268	BOND Civil & Utility Construction Inc.	133	Concrete Cutting & Breaking Co.	584	Faith Technologies Inc.	37
ATI Restoration LLC	224	Bonland Industries Inc.	398	Concrete Protection & Restoration Inc.	543	Fast Track Specialties LP	579
AMPAM Parks Mechanical Inc.	185	Boudreau Pipeline Corp.	319	Concrete Strategies	74	Fenton Rigging & Contracting	534
AMPSCO Contracting Inc.	408	Bouma Corp.	475	CVC Holding Corp.	111	FERGUSON	390
Amteck LLC	163	Brandenburg Industrial Service Co.	116	Condon-Johnson & Associates Inc.	157	Ferguson Trenching Co.	458
Apex Imaging Services	205	BrandSafway	4	Congruex	58	Fessler & Bowman Inc.	101
Apex Steel Inc.	480	The Brandt Cos.	56	Construction Solutions	577	Feyen Zylstra LLC	256
API Group Inc.	5	Brigade Fire Protection Inc.	587	Cooper Steel	57	Fiore & Sons Inc.	274
Apollo Mechanical Contractors	43	Briggs Electric	424	Corbins Electric	249	Fisk Electric Co.	109
Aqua Seal Roofing	576	BrightView Landscape Development Inc.	51	CR Lighting & Electric Inc.	473	FitzGerald & Sons Plumbing Co.	578
ARC Abatement	472	Broadway Electric Inc.	176	Dee Cramer Inc.	377	Five Star Electric Corp.	66
Architectural Fabrication	589	Brodie Contractors Inc.	522	F.L. Crane & Sons Inc.	229	Flagger Force	326
Architectural Glass & Aluminum	204	Dee Brown Inc.	572	Crawford-Tracey Corp.	574	Florence Electric/Kaydon Integrated Tech.	386
Architectural Wall Systems LLC	461	Browning Chapman LLC	535	Crown Corr Inc.	114	Fly & Form Structures Inc.	312
ArchKey Solutions	23	Buesing Corp.	304	JRCRUZ Corp.	219	Flynn Group	26
Arcosa Stabilized & Recycling	177	Building Control Integrators	528	CSE Inc.	489	W. L. French Excavating Corp.	188
Arden Building Co.	206	Buist Electric Inc.	282	Gullum Mechanical Construction Inc.	404	Fresh Meadow Mechanical Corp.	210
Area Energy & Electric Inc.	314	WT Byler Co. Inc.	134	Cummings Electrical	258	Frischertz Electric Co. Inc.	419
Area Erectors Inc.	379	C		Cupertino Electric Inc.	16	Future Fence Co.	530
Artera Services	9	C3M Power Systems LLC	310	D		G	
Ascher Brothers Co. Inc.	415	Cache Valley Electric Co.	41	Daidone Electric Inc.	454	Gaines & Co.	262
Aschinger Electric Co.	378	California Drywall	146	Daley's Drywall	170	Gaylor Electric Inc.	83
ASRC Industrial	31	Candela Controls Inc.	593	Danella Cos. Inc.	78	General Sheet Metal	523
Associated Construction and Engineering Inc.	335	Cannon & Wendt Electric Co. Inc.	294	Dant Clayton	451	Geo-Solutions Inc.	401
Associated Mechanical Contractors Inc.	388			M.C. Dean	22		

Where to Find the Top 600

FIRM	RANK	FIRM	RANK	FIRM	RANK	FIRM	RANK					
Gibson Landscape Services Inc.	529	Industrial Constructors/Managers Inc.	478	Lexicon Inc.	29	Murray Drywall & Insulation of Texas, Inc.	429					
Giroux Glass Inc.	345	Industrial Power Systems Inc.	251	Limbach Facility Services	63	Muth Electric Inc.	285					
Richard Goettle Inc.	261	Infinity Contractors Intl. Ltd.	533	Lithko Contracting	20	MYR Group Inc.	7					
Goyette Mechanical Co.	248	Inglett & Stubbs LLC	119	Long Painting Co.	494	N	Nashville Machine Co. Inc.	301				
Graydaze Contracting Inc.	295	Integrated Facility Services Inc.	341	LPR Construction	361		National Coatings Inc.	524				
Grazzini Brothers & Co.	493	Interior Contractors Inc. LLC	470	M	National Construction Enterprises Inc.		143					
Greater Metroplex Interiors Inc.	211	Interior Technology Inc.	509		MacDonald-Miller Facility Solutions		75	National Enclosure Co.	553			
John E. Green Co.	90	International Asbestos Removal Inc.	364		Malcolm Drilling Co. Inc.		52	National Restoration Systems Inc.	597			
Greenberry Industrial LLC	278	Interstate Mechanical Corp. dba IMCOR	558		Manafort Brothers Inc.		135	Nations Roof	112			
Greenwood Industries Inc.	196	Interstates	131		B. T. Mancini Co. Inc.		300	NEAD Electric	254			
Gregory Electric Co. Inc.	412	Intex Electrical Contractors Inc.	289		W. D. Manor Mechanical Contractors Inc.		383	Nevell Group Inc.	160			
Greiner Electric LLC	391	INTREN LLC	48		Marathon Electrical Contractors Inc.		263	New England Finish Systems	250			
Gribbins Insulation Co. Inc.	505	Irex Contracting Group	138		Marr Scaffolding Co.		508	New River Electrical Corp.	60			
Griffin Dewatering	435	ISC Constructors LLC	118		Martell Services Group Inc.	243	Newkirk Electric Associates Inc.	136				
D.H. Griffin Wrecking Co. Inc.	144	ISEC Inc.	81		Martin Concrete Construction	167	The Newtron Group	64				
Wayne J. Griffin Electric Inc.	71	ISI Demolition	417	H.J. Martin and Son	209	NextEdge	302					
Group Builders Inc.	369	Ivey Mechanical Co.	191	George E. Masker Inc.	501	Nicholson Construction Co.	255					
Grundman Mechanical Systems Inc.	485	J		Masonry Builders Inc.	562	D.W. Nicholson Corp.	514					
GSL Electric	395			J&E Cos.	321	Massey's Plate Glass & Aluminum Inc.	273	Nickle Electrical Cos.	455			
Guarantee Electrical Co.	156			J-Track LLC	331	MasTec Inc.	3	North American Dismantling Corp.	497			
W. B. Guimarin & Co. Inc.	557			Jacobson & Co. Inc.	315	Mayers Electric Co. Inc.	537	Northland Concrete & Masonry Co. LLC	190			
H				JD Traditional	507	McClure Co.	153	Northstar Group Services Inc.	30			
				HACI Mechanical Contractors Inc.	355	JDC Demolition Co. Inc.	275	McCarl's LLC	297	Noury Construction Co.	599	
				Hampshire Fire Protection Co.	549	JMEG LLC	154	G.M. McCrossin Inc.	432	O	O'Connell Electric Co. Inc.	92
				Harder Mechanical Contractors Inc.	67	Johnson and Jordan Inc.	306	M. G. McGrath Inc.	280		O'Rourke Wrecking Co.	465
				Hardrock Concrete Placement Co. Inc.	305	Paul Johnson Drywall	265	McKamish Inc.	241		Oil Capital Electric	343
				Hardy Corp.	442	Johnson-Davis Inc.	484	McKenney's Inc.	77		Oklahoma Electrical Supply Co. (OESCO)	323
		Hargrove Electric Co. Inc.	547	Joslin Construction	320	McKinstry	36	Olsson Industrial Electric	286			
		Harmon Inc.	91	JRC Mechanical	344	MDU Construction Services Group Inc.	12	Owen Steel Co. Inc.	272			
		Harris	59	K		MEI Rigging & Crating LLC	236	P	P.A.L. Environmental Safety Corp.		230	
		Harrison Contracting Co.	399			Kalkreuth Roofing and Sheet Metal	234		Meisner Electric Inc.		447	P1 Group Inc.
Hartman Walsh Industrial Services	384	Keeley Construction	85			Menard Group USA	166		Pacific Rim Mechanical Contractors Inc.		147	
Hatzel & Buehler Inc.	62	Keller North America	13			Adrian L. Merton Inc.	433		Pacific Steel Group		65	
HB Global LLC	89	Kelso-Burnett	193			MH Civil Constructors Inc.	568		Pacific Structures Inc.	161		
Heggem-Lundquist Paint Co.	571	Kent Cos. Inc.	54			Mid-City Electric/Tech.	307		Pacific Systems Interiors (PSI)	481		
Helix Electric Inc.	34	Keystone Concrete	42			Mid-Continental Restoration Co. Inc.	503		Palmetto Automatic Sprinkler	476		
Hellas Construction Inc.	86	KHS&S Contractors	132			Midstate Mechanical Inc.	437		Pan-Pacific Mechanical LLC	80		
Helm Group	87	Kiely Family of Cos.	180			Midwest Drywall Co. Inc.	266		Alex Paris Contracting Co.	360		
Hemma Concrete Inc.	359	Kilgore Industries	186			Midwest Steel Co. Inc.	267		Patriot Erectors LLC	327		
JB Henderson Construction Co. Inc.	311	Kimmins Contracting Corp.	318	Mill-Rite Woodworking Co. Inc.	518	Penhall Co.	140					
Hermanson Co.	117	King of Texas Roofing Co.	504	Miller Bonded Inc.	521	Penington Painting Co.	567					
High Purity Systems Inc.	573	KL&A Inc.	566	Miller Electric Co.	61	John A. Penney Co. Inc.	346					
Hill Mechanical Corp.	98	Koontz Electric Co. Inc.	393	Miller Insulation Co. Inc.	405	Performance Contracting Group Inc.	14					
Hodess Cleanroom Construction	189	Kovach Building Enclosures	372	Miller Sierra Contractors	220	Perreca Electric Co. Inc.	436					
The Holbrook Co. Inc.	464	Kowalski Construction Inc.	559	MillerClapperton	431	Persons Services Corp.	330					
Hoover Construction Co.	488	KSC Inc.	491	MJ Mechanical Inc.	551	Peterson Mechanical Inc.	427					
Hopkins Lacy	467	L		MMC Contractors Inc.	73	Pettilio Inc.	155					
Humphrey & Associates Inc.	233			Lafayette Metal & Glass Co.	421	MMR	32	PDM Constructors Inc.	276			
Hunt Electric Corp.	50			Lake Erie Electric Cos.	168	R.T. Moore Co. Inc.	195	Philips Brothers Electrical Contractors Inc.	409			
Hussung Mechanical Contractors Inc.	363			Lakeshore Environmental Contractors LLC	581	Morris-Shea Bridge Co. Inc.	336	Piedmont Mechanical Inc.	554			
Hypower	259			Landmark Construction Co.	351	The Morse Group Inc.	171	Pillar Construction Inc.	389			
I				Largo Concrete Inc.	44	Motor City Electric Co.	70	Pioneer Cladding & Glazing Systems Inc.	328			
				Icon Mechanical	187	Latite Roofing LLC	367	MSL Electric Inc.	500	The PIPCO Cos. Ltd.	526	
				IES Holdings Inc.	17	Leed Electric Inc.	456	MSS Solutions	175			
				IHP Industrial Inc.	561	Legacy Mechanical Inc.	516	MTech Mechanical	198			
				IMS Masonry Inc.	381	Letsos Co.	226	Murphy Co.	79			
		Independence Excavating Inc.	107			Murray Co.	84					

FIRM	RANK	FIRM	RANK	FIRM	RANK	FIRM	RANK	
Pittsburg Tank & Tower Group Inc.	293	J. Ranck Electric	376	Ruttura & Sons Construction Co. Inc.	184	Slack & Co. Contracting Inc.	477	
Plateau Excavation Inc.	72	W.A. Basic Construction Co. Inc.	172	Ryan Inc. Central	139	Sloan Security Group Inc.	536	
Polk Mechanical Co. LLC	212	The Raymond Group	115	S		SME Industries Inc.	103	
Power Design	28	Railroad Construction Co. Inc.	228		S&F Concrete Contractors Corp.	99	Allison Smith Co.	150
Poynter	288	Recreational Design and Construction	460		Sargent Electric Co.	151	John Smith Masonry	490
Precision Concrete Construction Inc.	244	Red Cedar Steel Erectors Inc.	406		Sauer Holdings Inc.	145	SOEP Painting Corp.	565
Precision Demolition LP	486	A.O. Reed & Co.	208		Schlouch Inc.	281	Southern Air Inc.	238
Precision Walls Inc.	110	Reliance Interiors Inc.	539		Schreiber Corp.	333	Southland Industries	24
Prime Controls	217	Rembo Geotechnical Contractors Inc.	580		Schuff Steel Co.	46	Sowles Co.	325
Primoris	6	R. L. Reppert Inc.	588		Schultz Industries Inc.	569	Spacecon Specialty Contractors	512
Prism Electric	173	Resolute Performance Contracting	594		Schwager Davis Inc.	457	SPC Mechanical	253
Pro-Craft Construction Inc.	420	RHP Mechanical Systems	430		SDB Contracting Services	357	Spectra Electrical Services Inc.	544
Professional Drywall Construction	463	RK Industries LLC	97		Seedorff Masonry Inc.	495	Speed Fab-Crete Corp.	596
PTE Systems Intl. LLC	542	RKS Plumbing and Mechanical Inc.	434		Select Paint & Finishes LLC	499	Spray Systems Environmental	582
Q		The Rockwell Group Inc.	563		Select Demo Services LLC	216	Standard Drywall Inc.	520
		Rogers	82		Sentinel Safety & Security Group LLC	373	Stark Excavating Inc.	277
Quanta Services	1	Rogers Building Solutions	130		Seretta Construction Inc.	298	The State Group Inc.	69
QuestMark a Division of CentiMark Corp.	283	Rommel Construction Group	237		Sessler Cos.	443	Steelfab Inc.	19
R		Roofing Solutions LLC	342		Wm. A. J. Shaeffer's Sons Inc.	362	Stonebridge Inc.	303
		Rosendin Electric	10		Shaw Electric Co.	339	Strack Inc.	213
R & R Window Contractors Inc.	515	Rotolo Consultants Inc.	483	Shelley Electric Inc.	496	Structural Group Inc.	39	
Rachel Contracting	284	Royal Electric Co.	246	Sierra Pacific West Inc.	385	Summit Industrial	202	
RAM Acoustical Corp.	541	Ruston Paving Co. Inc.	358			Sun Valley Masonry Inc.	308	



ENR
Engineering News-Record
SQUARE FOOT
COSTBOOK 2023 EDITION






NEW 2023 COSTBOOKS

TRY THESE RESOURCES:

- Square Foot Costbooks
- Public Works Costbooks
- General Construction Costbooks
- And more!

SHOP COSTBOOKS NOW!

ENRcom/books



Where to find the Top 600

FIRM	RANK	FIRM	RANK	FIRM	RANK	FIRM	RANK
Suntec Concrete Inc.	49	Thorne Associates Inc.	402	Valiant Energy Service	368	Westates Mechanical Corp. Inc.	590
Sunwest Electric Inc.	418	Tilson Technology Management Inc.	235	Valley Electric	200	Western Allied Corp.	348
Superior Rigging & Erecting Co. Inc.	365	TLC Diversified	468	Van Ert Electric Co. Inc.	152	Western Allied Mechanical	269
Sure Steel Inc.	203	W.G. Tomko Inc.	260	Vaughn Industries LLC	181	Western Partitions Inc.	94
Sutter Roofing	423	Traf-Tex Inc.	552	Veit & Co. Inc.	127	Whitaker/Ellis	387
Swanson & Youngdale Inc.	441	Tri-City Electric Co. of Iowa	121	Ventana	239	Wiegmann Associates	448
The Systems Group Inc.	270	Tri-City Electrical Contractors Inc.	164	Vidimos Inc.	525	TJ Wies Contracting Inc.	356
T		The Tri-M Group LLC	271	Viking Industrial Painting	482	The Williams Group	247
TAS Concrete Construction LLC	96	Truesdell Corp.	350	W		Wilson Electric Services Corp.	221
Tarlton and Son Inc.	428	Tweet/Garot Mechanical Inc.	178	W&W Glass LLC	141	Winter Environmental	548
Taylor Electric Inc.	309	Two Rivers Demolition	575	Wachter Inc.	102	The Wiltner Group	506
TC Electric LLC	199	U		Walker Engineering Inc.	122	Wolfmum Roofing & Exteriors	583
TDIndustries	40	U.S. Engineering Co. Holdings	68	Carl Walker Construction	531	Worth and Co. Inc.	222
TEC-Corp.	316	Atkore - Unistrut Constr.	422	Wallworks Inc.	545	Wyatt Inc.	392
Tecta America Corp.	25	United Chester Industries Inc.		Ward Electric Co. Inc.	292	X	
Telligent Masonry LLC	380	DBA United Mechanical	452	R. W. Warner Inc.	332	Xcel Mechanical Systems Inc.	416
Terra Millennium Corp.	53	United Riggers and Erectors Inc.	518	Wayne Brothers Inc.	215	Y	
Terry's Electric Inc.	414	United Services Group	560	Wayne's Roofing Inc.	162	YTG LLC	225
Texas Scenic Co.	438	Universal Builders Supply	299	WDF Inc.	400		
Thomasios	396	Universal Plant Services Inc.	35	Weifield Electrical Contracting	218		
Thomas Industrial Coatings Inc.	459	V		Welkin Mechanical LLC	449		
Jerry Thompson & Sons	469	Valdez Painting Inc.	453	West Valley Construction Co. Inc.	128		

Statement of Ownership, Management, and Circulation (All Periodicals Publications Except Requester Publications)

Publication Detail		ENR-ENGINEERING NEWS RECORD/BNP MEDIA II, LLC	
1	Publication Name	ENR-ENGINEERING NEWS RECORD/BNP MEDIA II, LLC	
2	Publication Number	834390	
3	ISSN	08919526	
4	Filing Date	09/09/2022	
5	Issue Frequency	BI-WEEKLY	
6	Number of Issues Published Annually	26	
7	Annual Subscription Price	108.00	
8	Complete Mailing Address of Known Office of Publication	2401 W BIG BEAVER RD STE 700 TROY, OAKLAND, MI 48084-3333	
9	Contact Person	WAFAA KASHAT	
10	Telephone	(248) 786-1631	
11	Complete Mailing Address of Headquarter or General Business Office of Publisher	2401 W BIG BEAVER RD STE 700 TROY, MI 48084-3333	
12	Publisher (Name and complete mailing address)	SCOTT BELTZ 350 5TH AVENUE NEW YORK, NY 10118-0110	
13	Editor (Name and complete mailing address)	SCOTT BLAIR 350 5TH AVENUE NEW YORK, NY 10118-0110	
14	Managing Editor (Name and complete mailing address)	SCOTT JUDY 350 5TH AVENUE NEW YORK, NY 10118-0110	
15	Owner		
16	Line	Full Name	Complete Mailing Address
17	Line	Full Name	Complete Mailing Address
13	Publication Title	ENR-ENGINEERING NEWS RECORD/BNP MEDIA II, LLC	
14	Issue Date for Circulation Data Below	09/22/2022	
15	Extent and Nature of Circulation		
15a	Total Number of Copies (net press run)	24673	23097
15b1	Mailed Outside-County Paid Subscriptions Stated on PS Form 3541 (include paid distribution above nominal rate, advertiser's proof copies, and exchange copies)	19392	17954
15b2	Mailed In-County Paid Subscriptions Stated on PS Form 3541 (include paid distribution above nominal rate, advertiser's proof copies, and exchange copies)	0	0
15b3	Paid Distribution Outside the Mails including Sales Through Dealers and Carriers, Street Vendors, Counter Sales, and Other Paid Distribution Outside USPS	408	376
15b4	Paid Distribution by Other Classes of Mail Through the USPS (e.g. First-Class Mail)	0	0
15c	Total Paid Distribution	19799	18330
15d1	Free or Nominal Rate Outside County Copies included on PS Form 3541	3757	3755
15d2	Free or Nominal Rate In-County Copies included on PS Form 3541	0	0
15d3	Free or Nominal Rate Copies Mailed at Other Classes Through the USPS (e.g. First-Class)	98	74
15d4	Free or Nominal Rate Distribution Outside the Mail (Carriers or other means)	242	113
15e	Total Free or Nominal Rate Distribution	4137	3942
15f	Total Distribution	23927	22272
15g	Copies not Distributed	746	625
15h	Total	24673	23097
15i	Percent Paid	82.71	82.3
16	If total circulation includes electronic copies, report that circulation on lines below		
16a	Paid Electronic Copies	0	0
16b	Total Paid Print Copies (Line 15c) + Paid Electronic Copies	0	0
16c	Total Print Distribution (Line 15f) + Paid Electronic Copies	0	0
16d	Percent Paid (Both Print & Electronic Copies)	0	0
17	Publication of Statement of Ownership	Publication of this statement will be printed in the 10/17/2022 issue of this publication.	
18	Signature and Title of Editor, Publisher, Business Manager, or Owner	WAFAA S. KASHAT	
18	Title	AUDIENCE AUDIT/POSTAL SPECIALIST	
18	Date	09/09/2022 10:53:03 AM	
Version: PS Form 3526, September 2007			

ENR

Engineering News-Record

eNewsletters



Insights on Equipment, Risk, Technology, Energy, Workforce, Infrastructure and Top Ranked Companies



VISIT **ENR.com**/enews

TO SIGN UP FOR THESE
FREE eNEWSLETTERS TODAY!